



Scambiatori aria-olio Serie 2000K
Air-oil heat-exchangers 2000K series



Introduzione

Introduction

Gli scambiatori di calore aria-olio EMMEGI, sono impiegati per il raffreddamento di circuiti oleodinamici usando, come fluido raffreddante, l'aria ambiente convogliata sulla radiante da una ventola azionata da un motore elettrico o idraulico.

La massa radiante, in lega d'alluminio ad alta resistenza, è ottenuta mediante un processo costruttivo di saldobrasatura sottovuoto.

La particolare configurazione dei condotti aumenta la turbolenza del fluido e conseguentemente la capacità di scambio. La presenza, inoltre, di speciali turbolatori sull'alettatura del pacco radiante, migliora il coefficiente di trasmissione totale.

Il risultato è un prodotto tecnologicamente avanzato di dimensioni contenute, leggero e robusto.

EMMEGI air-oil heat exchangers are used for cooling oil hydraulic systems using as the coolant ambient air that passes over the radiant by means of a fan operated by an electric or hydraulic motor.

The cooler element, in high resistance aluminium alloy, is obtained by means of a braze-welding process carried out under vacuum.

The particular configuration of the cooling pipes increase the turbulence of the fluid consequently of the exchange capacity; moreover, the presence of special jets on the cooler finning further improves the total transmission coefficient.

The result is a very small, light and robust technologically advanced product.

Fluidi compatibili

- . OIL MINERALI, HL, HLP.
- . EMULSIONI ACQUA-OLIO
- . ACQUA-GLICOLE
- . Per altri fluidi consultare EMMEGI.

Compatible fluids

- . MINERAL OILS; HL; HLP.
- . WATER-OIL EMULSION.
- . WATER-GLYCOL.
- . Consults EMMEGI for other fluids.

Specifiche tecniche Masse Radianti

- . Materiale: alluminio "long life".
- . Pressione d'esercizio: 20 bar.
- . Pressione di collaudo: 35 bar.
- . Temperatura max d'esercizio: 120°C
- . Per particolari atmosfere aggressive consultare l'EMMEGI.

Technical specification of Cooler Element

- . Material: "long life" aluminium.
- . Operating pressure: 20 bar
- . Test pressure: 35 bar.
- . Max operating temperature: 120°C.
- . For specially "aggressive" atmospheres contact EMMEGI.

Installazione

Lo scambiatore può essere montato in posizione orizzontale o verticale, rispettando la distanza minima dalla parete (vedi fig. 1), in modo da assicurare un naturale afflusso e deflusso dell'aria di raffreddamento.

Lo scambiatore è installato, di norma, sulle tubazioni di ritorno dell'olio del serbatoio; deve, inoltre essere protetto da urti e vibrazioni meccaniche mediante supporti e collegato all'impianto con tubazioni flessibili. È necessario evitare che sia sottoposto a brusche variazioni di portata, colpi d'ariete e pulsazioni continue che danneggiano in modo irreversibile la radiante.

Per preservare lo scambiatore dalla sovrappressione che si genera all'avviamento dell'impianto, per elevata viscosità dell'olio, si suggerisce l'inserimento di una valvola di by-pass (vedi fig.2).

Installation

The exchangers can be fitted in a horizontal position, respecting the minimum distance from the wall (see fig.1) so as to ensure a natural flow of cooling air.

The exchangers is usually installed on oil tank return piping; it must also be protected from impacts and mechanical vibrations by supports and must be connected to the plant with flexible pipes.

Avoid subjecting the exchanger to sudden changes in flow, hammering and pulsations that can cause irreversible damage to the element.

We recommend installing a by-pass valve (see fig.2) to protect the exchanger from over-pressure generated when the plants is started up due to high oil viscosity.



Manutenzione

È buona norma prestare particolare attenzione alla pulizia della massa radiante per garantire un naturale ricambio d'aria, ed evitare una diminuzione dell'efficienza termica.

Pulizia lato olio

Per eseguire la pulizia lato olio, lo scambiatore dovrà essere smontato. Lo sporco può essere rimosso flussando in controcorrente un prodotto sgrassante, compatibile con alluminio. Effettuare un lavaggio con olio idraulico prima di ricollegare il prodotto all'impianto.

Pulizia lato aria

La pulizia lato aria può essere effettuata con aria compressa o acqua, con direzione del getto parallelo alle alette per non danneggiarle. Lo sporco oleoso o grasso può essere rimosso con getto di vapore o acqua calda. Durante questa operazione, il motore elettrico non deve essere collegato alla tensione, e dovrà essere adeguatamente protetto.

Esempio di scelta dello scambiatore

Per effettuare la scelta dello scambiatore si procede come segue:

Potenza da dissipare : 9 [KW]
 Portata olio ISO VG 32 : 90 [lpm]
 Temperatura ingresso olio : 60 [°C]
 Temperatura ambiente : 30 [°C]
 Ventola azionata da motore elettrico 230/400V-50Hz.

Si calcola la potenza specifica di scambio espressa in KW/°C, conoscendo la potenza da dissipare e il ΔT (differenza tra la temperatura olio ingresso e la temperatura ambiente).

$$P = \frac{9 \text{ KW}}{60^\circ - 30^\circ} = 0.30 \text{ KW/}^\circ\text{C}$$

Nota la portata olio (90 lpm) e la potenza specifica di scambio (0.30 KW/°C) si procede alla ricerca del prodotto avvalendosi dei grafici riportati a catalogo, relativi ai singoli modelli.

Maintenance

You should be particularly carefully in cleaning the cooler element to guarantee a natural exchange of air, in order to prevent a reduction in thermal efficiency

Cleaning oil side

The exchanger should be dismantled to clean on the oil side. The dirt can be removed by flushing, in counter-current, de-greasing substance, compatible with aluminium. Wash with hydraulic oil before re-connecting the product to the plant.

Cleaning air side

Cleaning on the air side can be done using compressed air or water, directing the jet parallel to the fins so as not to damage them. Oily dirt or grease can be removed with a jet of steam or hot water. During this operation, the electric motor must be disconnected from the voltage supply, and must be adequately protected.

Example of how to choose a heat exchanger

Proceed with sizing the exchanger, with a knowledge of the data as the example below shows:

Power to dissipate : 9 [KW]
 ISO VG 32 oil flow : 90 [lpm]
 Oil input temperature : 60 [°C]
 Ambient temperature : 30 [°C]
 Fan operating with an electric motor 230/400V-50Hz.

You can then calculate the specific heat exchange power KW/°C if you know the power to dissipate and the ΔT (the difference between the oil input temperature and the ambient temperature).

$$P = \frac{9 \text{ KW}}{60^\circ - 30^\circ} = 0.30 \text{ KW/}^\circ\text{C}$$

Note the oil flow (90 lpm) and specific exchange power (0.30 KW/°C), product research is made by referring to the graph in the catalogue which is relevant to each model.

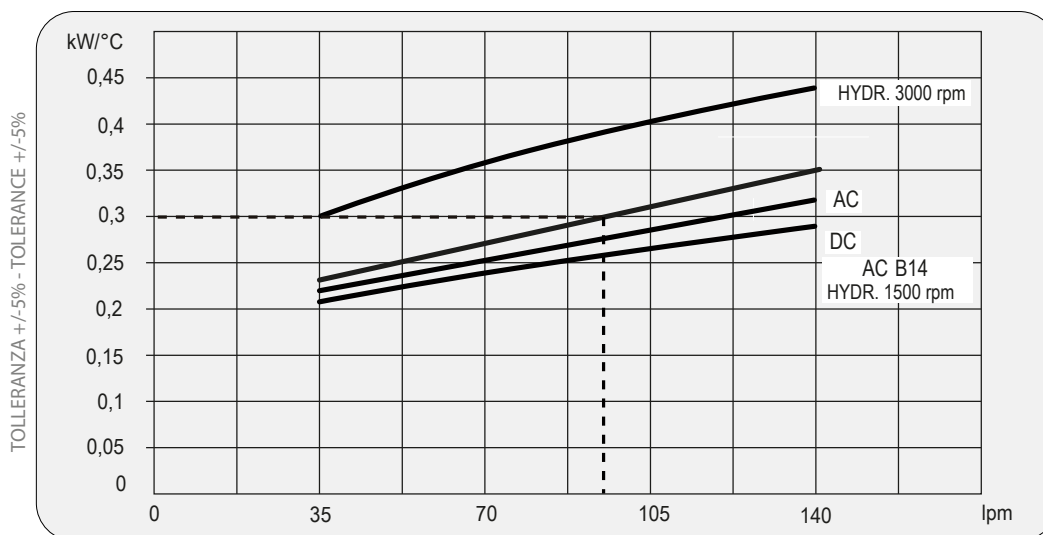


Dati tecnici Technical Data

P/N	V	Hz	kW(±10%)	A (±10%)	rpm	ø Fan	dB(A)	(m³/h)	IP	It	Kg
253001 ###	230 AC	50/60	0,23 - 0,35	1,1 - 1,55	2700/3000	300	78	2220	44	1,6	15
253003 ###	230-400 AC	50	0,21	0,62 - 0,36	2580	300	76	2500	44		15
	230-400 AC	60	0,30	0,84 - 0,48	2750						15
253004 ###	230-400 AC B14	50	0,37	2,1 - 1,1	1370	300	70	1850	55		20
	265-460 AC B14	60	0,43	2,1 - 1,1	1650						20
253012 ###	12 DC	/	0,16	13,3	2660	305	80	1675	68		14
253024 ###	24 DC	/	0,18	7,4	2870	300	83	1880	68	14	
253056 ###	Prepared for Gr.2 hydraulic motor					300			/	15	

Contattare EMMEGI Contact EMMEGI

Diagramma rendimento Performance diagram



Lo scambiatore selezionato risulta il modello:
MG AIR 2030K - 230/400 - 50Hz
cod. 253003###.

The exchanger selected is the following model:
MG AIR 2030K - 230/400 - 50Hz
cod. 253003###.

Per la completa identificazione dello scambiatore consultare la pagina "DENOMINAZIONE CODICE PRODOTTO". Nel caso non siano conosciuti tutti i dati, per la scelta prendere contatto EMMEGI.

For a complete description of the exchanger consult the "PRODUCT ORDERING CODE" page. If you do not know all the data required for selecting the model, contact EMMEGI.

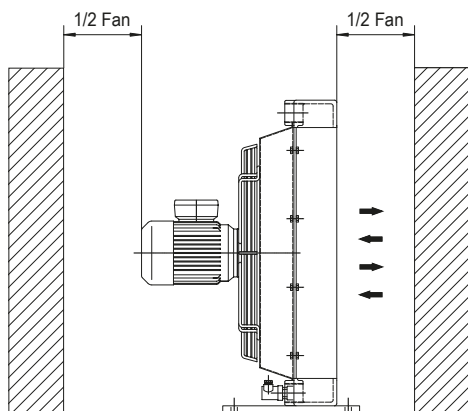


Fig.1

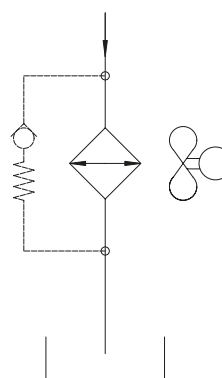


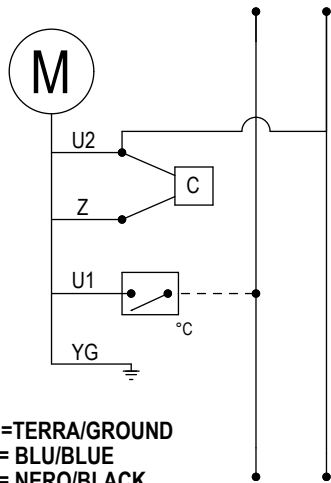
Fig.2



Collegamenti elettrici

Electric Wiring

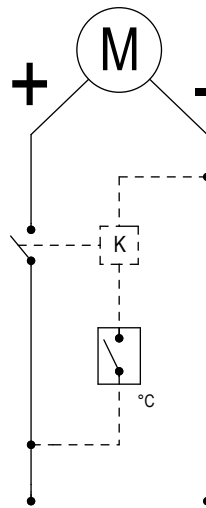
COLLEGAMENTO ELETTRICO 230V MON. AC
230V AC MON. ELECTRIC WIRING



YG=TERRA/GROUND
U1= BLU/BLUE
U2= NERO/BLACK
Z = MARRONE/BROWN
C = CONDENSATORE/CAPACITOR
°C= TERMOSTATO/THERMOSTAT

COLORAZIONE CAVI SOLO PER ELETTROVENTOLE EBM-PAPST
WIRES COLORS ONLY FOR EBM-PAPST AXIAL MOTOR FANS

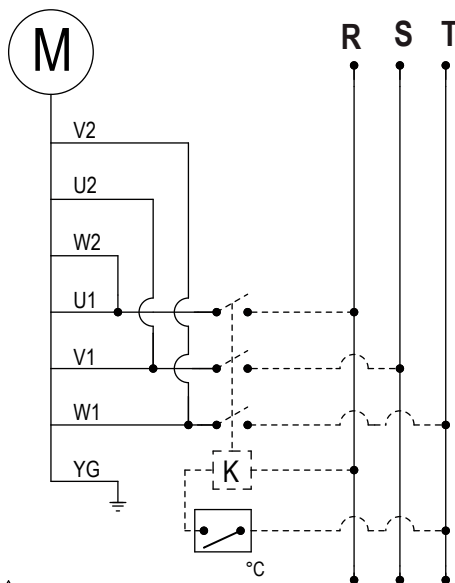
COLLEGAMENTO ELETTRICO 12-24V DC
12-24V DC ELECTRIC WIRING



K= RELE'/RELAY
°C TERMOSTATO/THERMOSTAT

CATALOGO PRODOTTI PRODUCTS CATALOGUE

COLLEGAMENTO ELETTRICO 230V AC TRIF.
230V AC THREEPHASE ELECTRIC WIRING

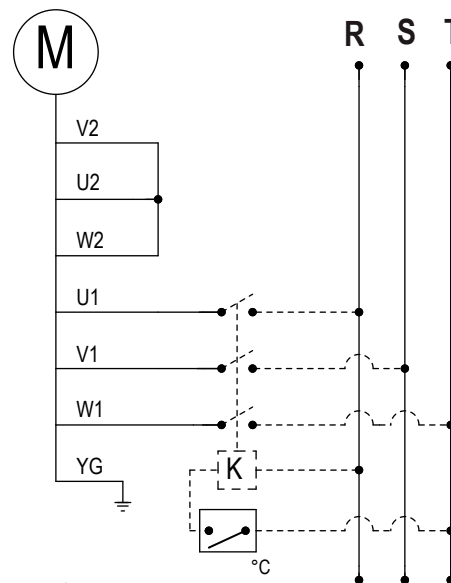


230V AC 3 PHASE

U1= NERO/BLACK U2= VERDE/GREEN
V1= BLU/BLUE V2= BIANCO/WHITE
W1= MARRONE/BROWN W2= GIALLO/YELLOW
YG= TERRA/GROUND K= RELE'/RELAY
°C TERMOSTATO/THERMOSTAT

COLORAZIONE CAVI SOLO PER ELETTROVENTOLE EBM-PAPST
WIRES COLORS ONLY FOR EBM-PAPST AXIAL MOTOR FANS

COLLEGAMENTO ELETTRICO 400V AC TRIF.
400V AC THREEPHASE ELECTRIC WIRING



400V AC 3 PHASE

U1= NERO/BLACK U2= VERDE/GREEN
V1= BLU/BLUE V2= BIANCO/WHITE
W1= MARRONE/BROWN W2= GIALLO/YELLOW
YG= TERRA/GROUND K= RELE'/RELAY
°C TERMOSTATO/THERMOSTAT

COLORAZIONE CAVI SOLO PER ELETTROVENTOLE EBM-PAPST
WIRES COLORS ONLY FOR EBM-PAPST AXIAL MOTOR FANS



Modulo richiesta dati

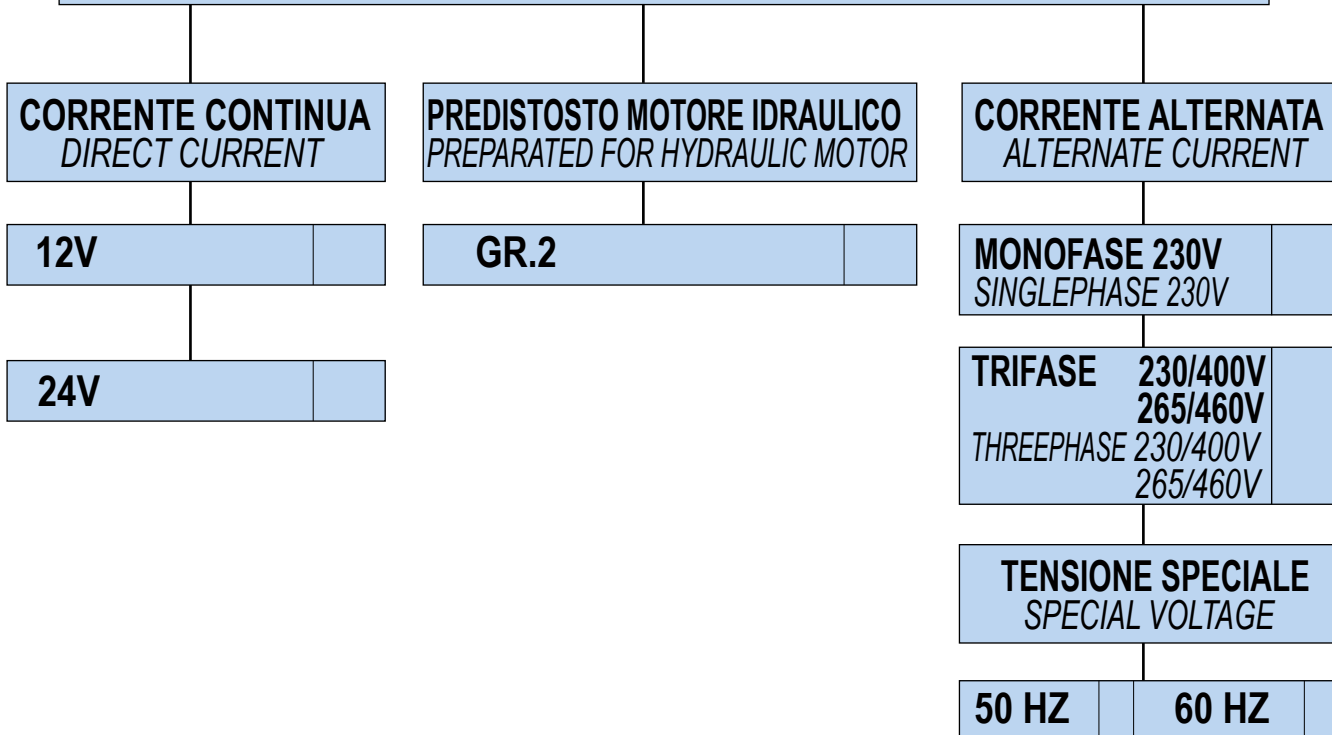
Sheet for cooler selection

CLIENTE COMPANY	
RICHIEDENTE NAME	

ARIA-OLIO AIR-OIL

PORTATA OLIO <i>OIL FLOW RATE</i>	lpm	
POTENZA INSTALLATA <i>TOTAL POWER</i>	KW	
POTENZA DA DISSIPARE <i>POWE TO BE DISSIPATED</i>	KW	
TEMPERATURA INGRESSO OLIO <i>OIL TEMPERATURE INLET</i>	°C	
TEMPERATURA ARIA MAX <i>MAX AMBIENT TEMPERATURE</i>	°C	
VISCOSITÀ OLIO <i>OIL VISCOSITY</i>	cst	
PRESSIONE DI LAVORO <i>WORKING PRESSURE</i>	bar	

TIPO DI VENTILAZIONE TYPE OF FAN UNIT





Denominazione codice prodotto *Aria-olio Serie 2000K*

Ordering code

Air-oil 2000K Series



TIPO DI SISTEMA *COOLER SERIES*

520 (MG AIR 2020K)

TIPO DI MOTORIZZAZIONE *FAN MOTOR TYPE*

- 01 AC 230V 50/60 Hz
- 03 AC 230V-400V-50Hz / AC 230-400V-60Hz
- 04 AC 230V-400V-50Hz (B14) / AC 265V-460V- 60Hz (B14)
- 12 DC 12V
- 24 DC 24V
- 56 Pred. per mot. idr. gr. 2 Prep. for hydr. mot. gr. 2

TERMOSTATI *THERMOSTATS*

- | | | | |
|---|---------------------------------|--|--------------|
| 1 | Termostato fisso | <i>Fixed thermostat</i> | 40-28° |
| 2 | Termostato fisso | <i>Fixed thermostat</i> | 50-38° |
| 3 | Termostato fisso | <i>Fixed thermostat</i> | 60-48° |
| 4 | Termostato fisso | <i>Fixed thermostat</i> | 70-58° |
| 5 | Termostato fisso | <i>Fixed thermostat</i> | 80-68° |
| 6 | Termostato fisso | <i>Fixed thermostat</i> | 90-78° |
| 8 | Termostato regolabile | <i>Adjustable thermostat</i> | 0-90° (TC2) |
| 9 | Termostato regolabile collegato | <i>Connected adjustable thermostat</i> | 0-120° (TC2) |

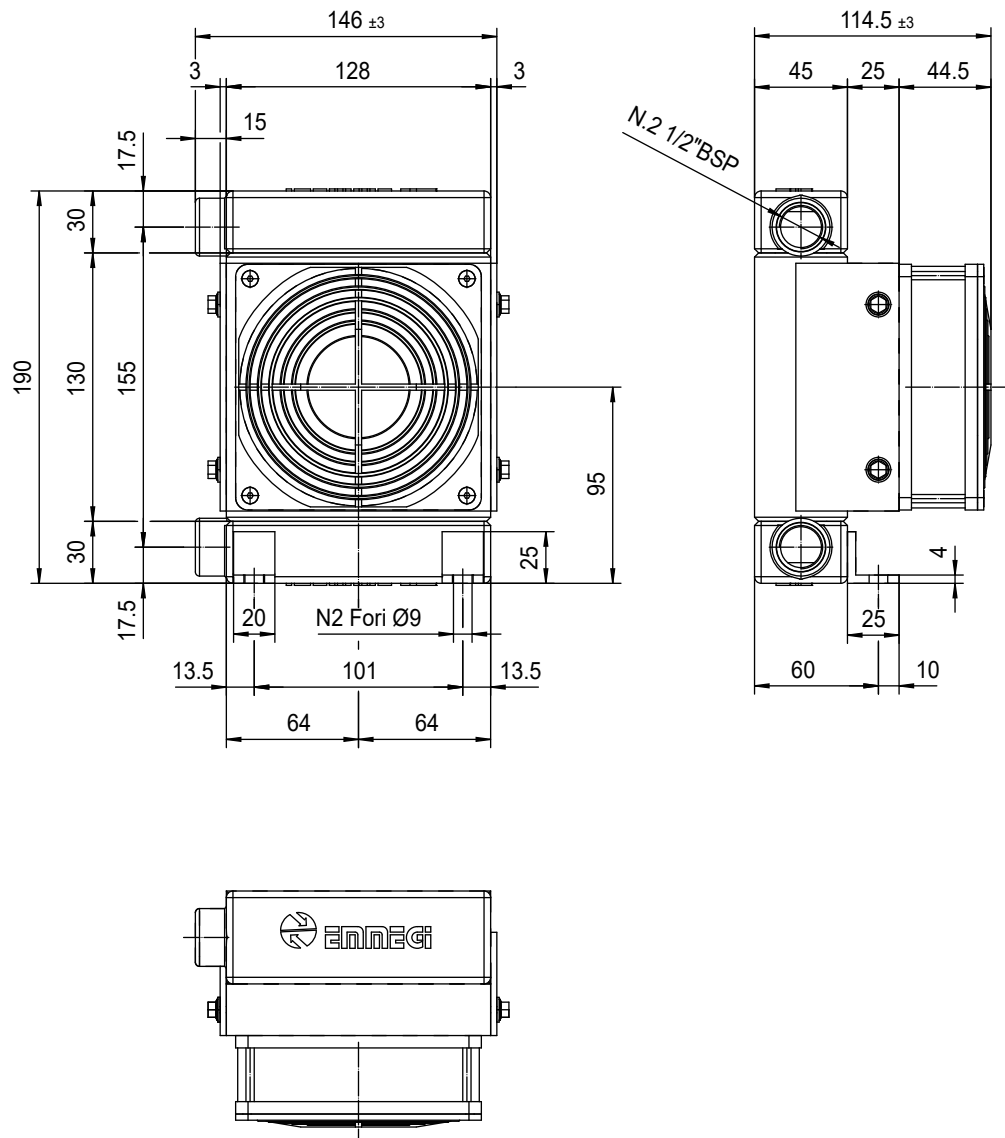
TIPO DI VENTILAZIONE *VENTILATING TYPE*

- 01 Aspirante *Suction air flow*
- 02 Soffiante *Blowing air flow*



MG AIR

MG 2005K



Le dimensioni di ingombro e le caratteristiche tecniche non sono impegnative
Over-all dimensions and technical characteristic are not binding

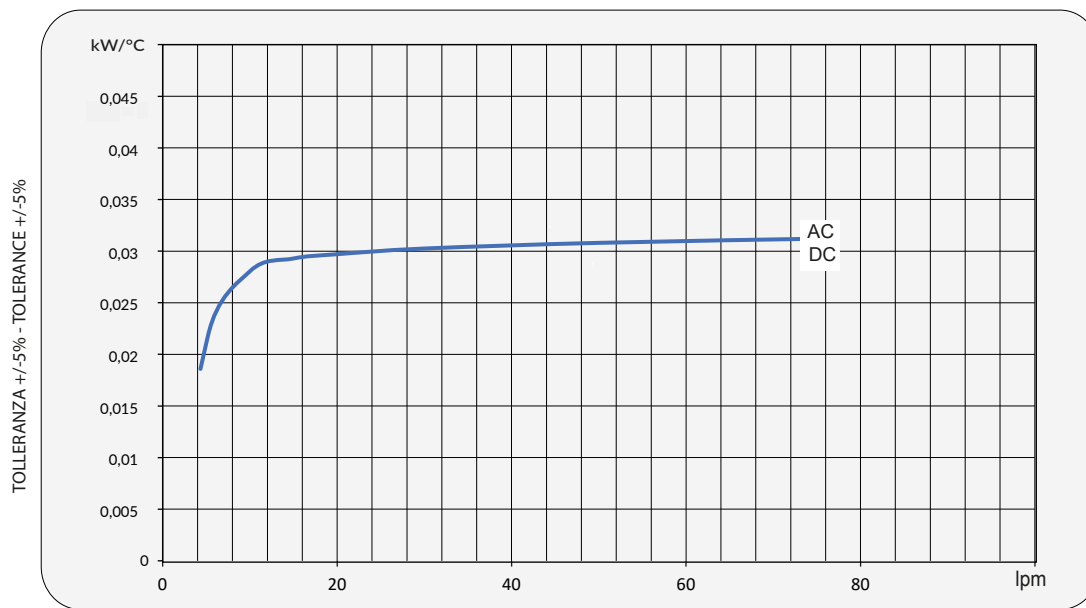


Dati tecnici Technical Data

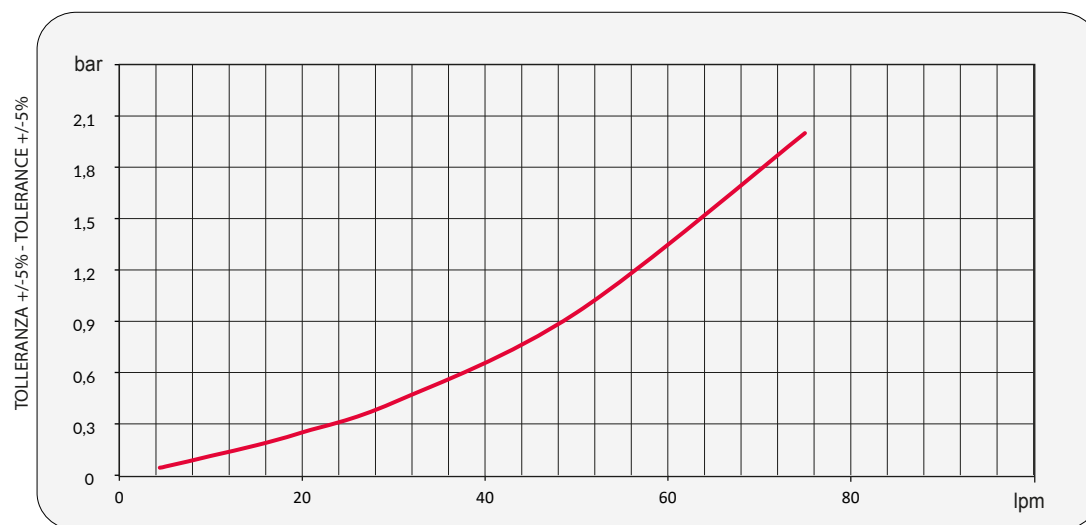
P/N	V	Hz	kW(±10%)	A(±10%)	rpm	Ø Fan	dB (A)	(m³/ h)	IP	lt	Kg
054240023050#	230 AC	50	0,019	0,12	2650	105	40/47	125		0,3	3,2
054240001200#	12 DC	/	0,005	0,4	3050	105	45/49	140		0,3	3,2
054240002400#	24 DC	/	0,005	0,2	3050	105	45/49	140		0,3	3,2

Contattare EMMEGI Contact EMMEGI

Diagramma rendimento Performance diagram



Perdite di carico Pressure drop (ISO VG 32)



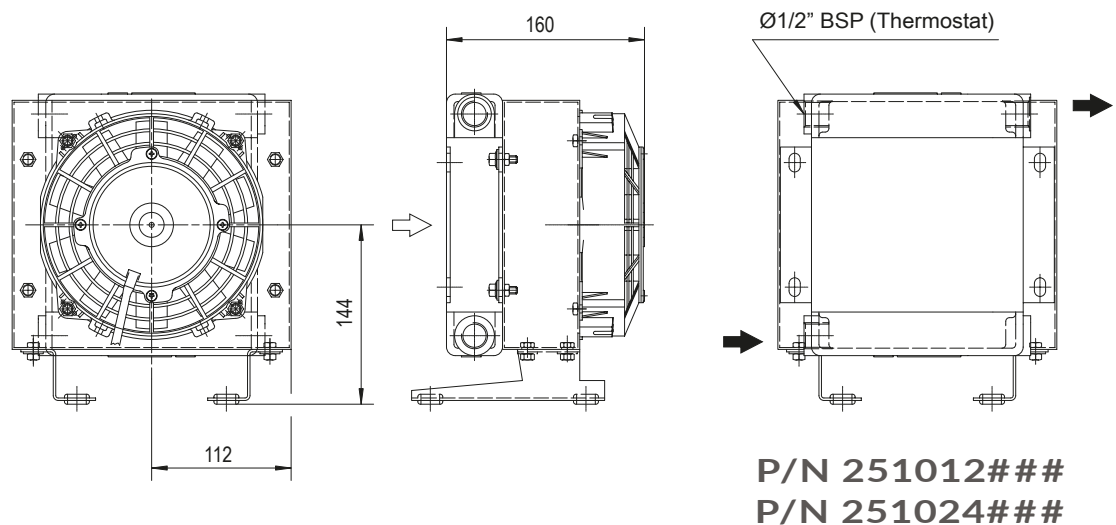
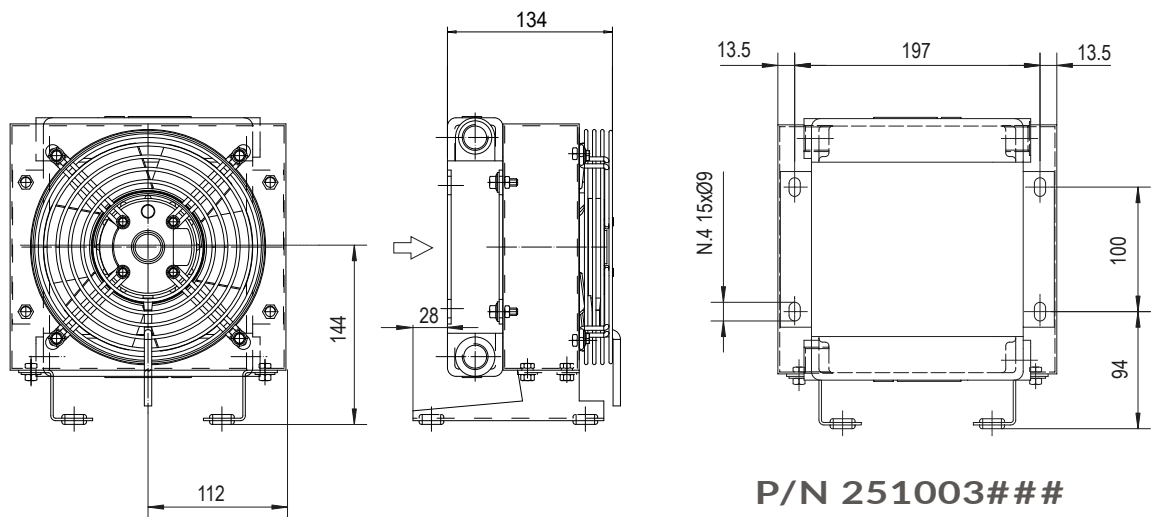
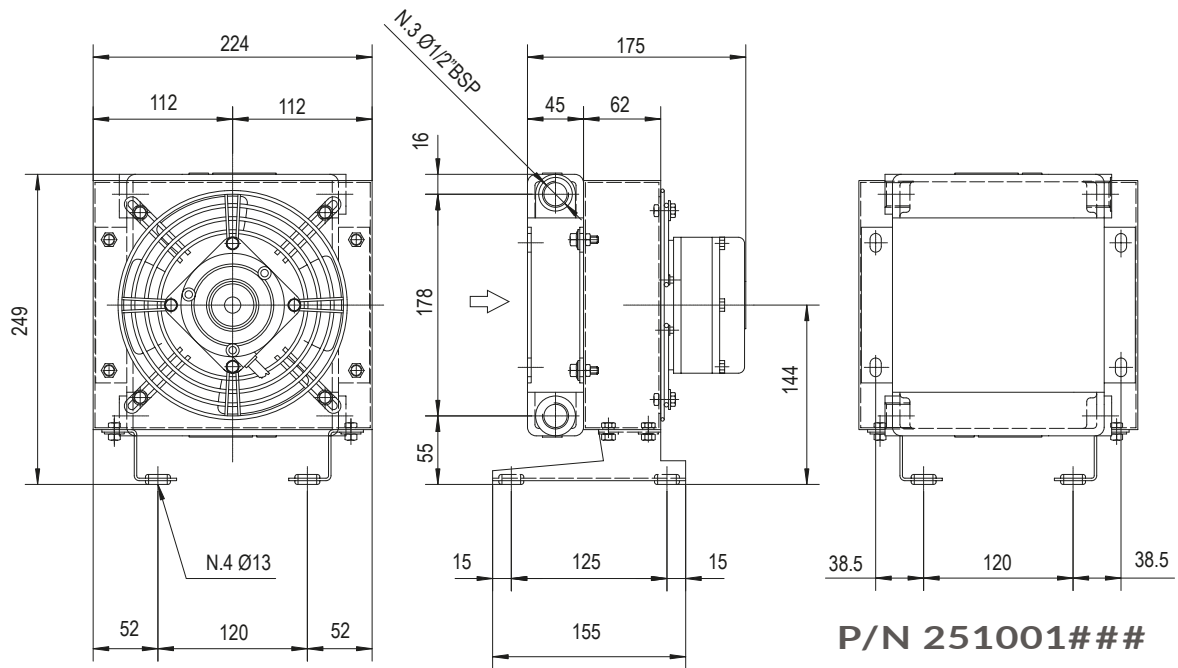
Fattore di correzione-F-(perdite di carico) Correction factor-F-(Pressure drop)

cst	10	15	20	30	40	50	60	80	100	200	300
F	0,5	0,65	0,77	1	1,2	1,4	1,6	1,9	2,1	3,3	4,3



MG AIR

MG 2010K



Le dimensioni di ingombro e le caratteristiche tecniche non sono impegnative
Over-all dimensions and technical characteristic are not binding

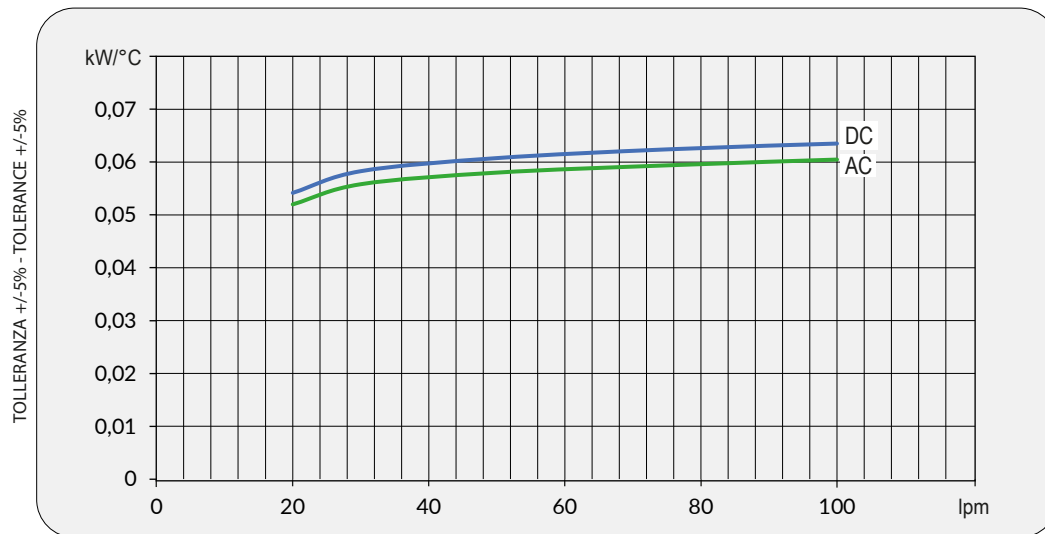


Dati tecnici Technical Data

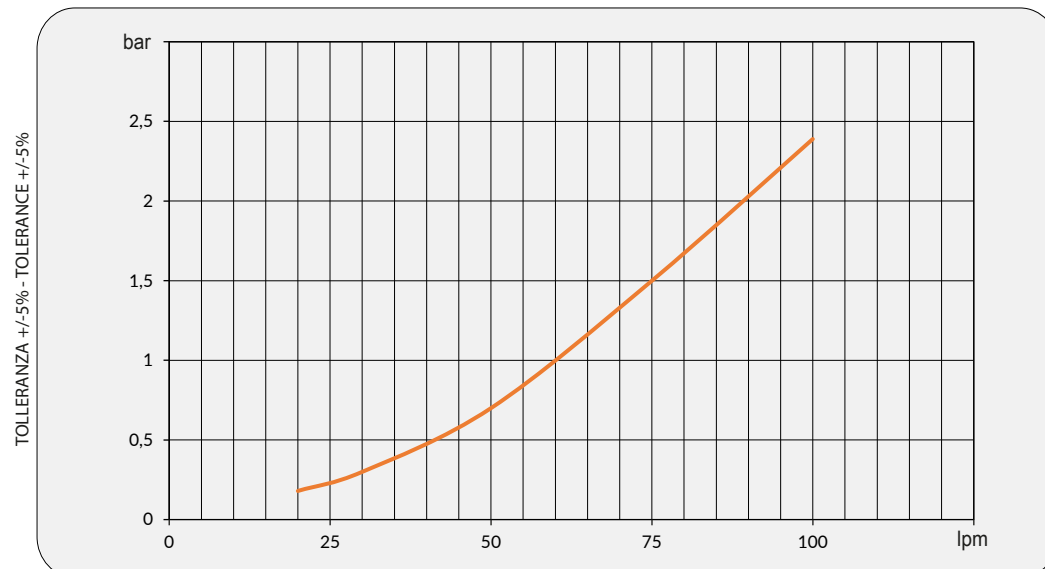
P/N	V	Hz	kW(±10%)	A(±10%)	rpm	Ø Fan	dB (A)	(m³/ h)	IP	It	Kg
251001###	230 AC	50/60	0,010/0,047	0,21	2500	175	67	235	54	0,3	6
251003###	230 - 400 AC 230 - 400 AC	50 60	0,045 0,043	0,23 - 0,13 0,16 - 0,09	2750 3100	175	63	190	54	0,3	6
251012###	12 DC	/	0,06	5,2	3860	167	75	410	68	0,3	5
251024###	24 DC	/	0,06	5,3	4045	167	75	410	68	0,3	5

Contattare EMMEGI Contact EMMEGI

Diagramma rendimento Performance diagram



Perdite di carico Pressure drop (ISO VG 32)



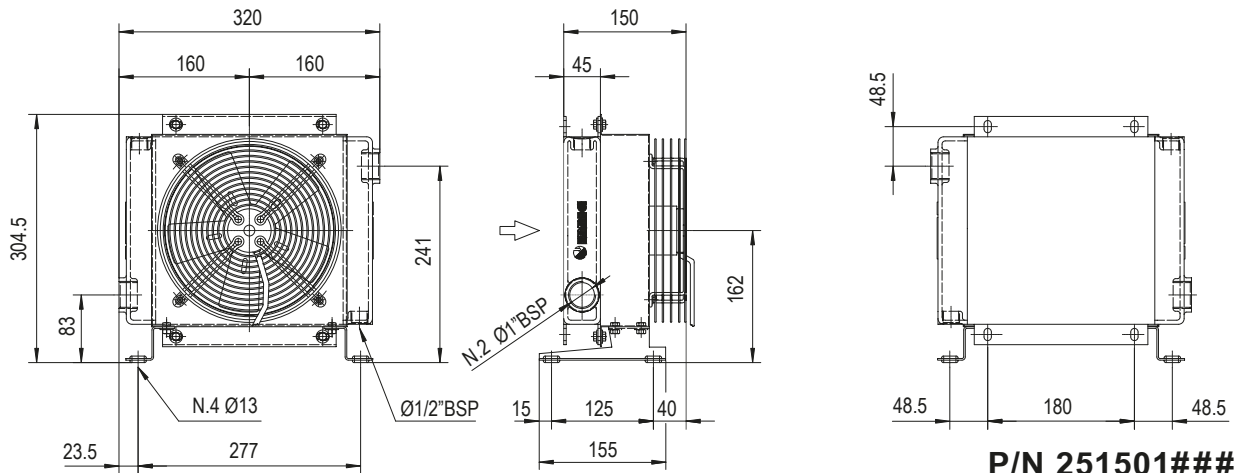
Fattore di correzione-F-(perdite di carico) Correction factor-F-(Pressure drop)

cst	10	15	20	30	40	50	60	80	100	200	300
F	0,5	0,65	0,77	1	1,2	1,4	1,6	1,9	2,1	3,3	4,3

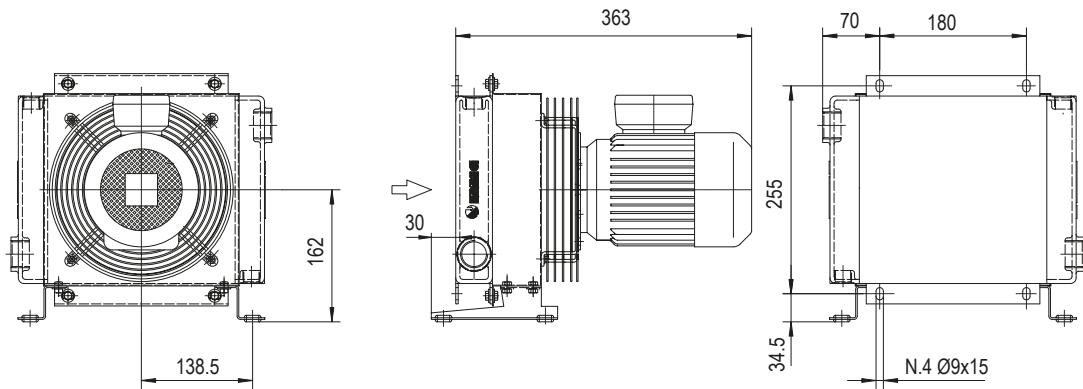


MG AIR

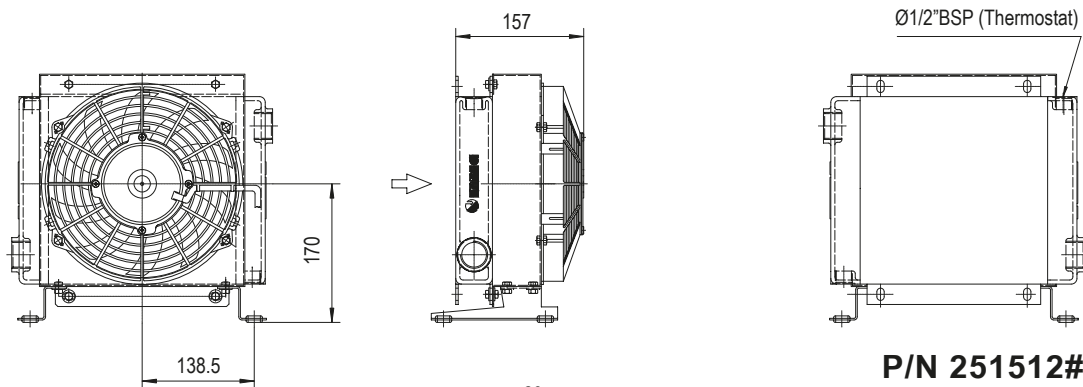
MG 2015K



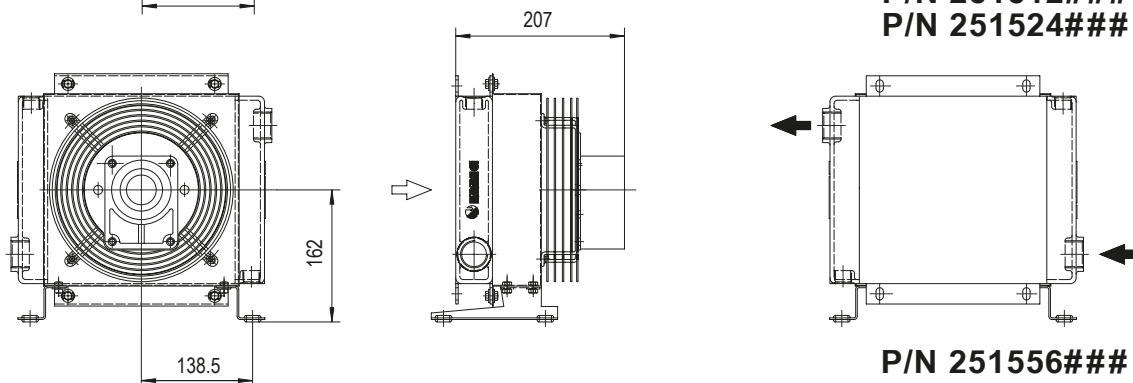
P/N 251501###
P/N 251503###



P/N 251504###



P/N 251512###
P/N 251524###



P/N 251556###

Le dimensioni di ingombro e le caratteristiche tecniche non sono impegnative
Over-all dimensions and technical characteristic are not binding

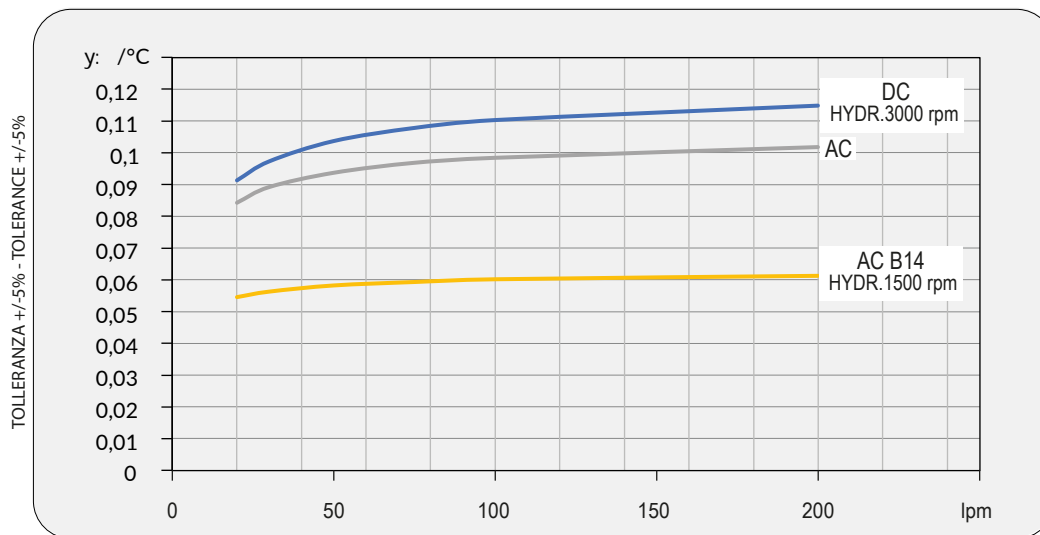


Dati tecnici Technical Data

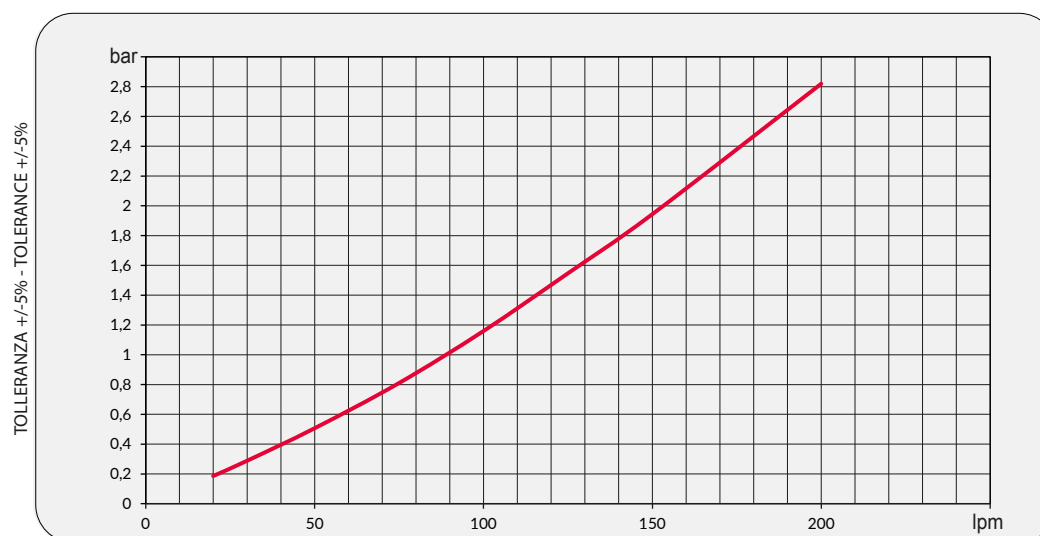
P/N	V	Hz	kW(±10%)	A(±10%)	rpm	Ø Fan	dB (A)	(m³/ h)	IP	lt	Kg
251501###	230 AC	50/60	0,050/0,061	0,24-0,28	2740/3120	200	68	700	44	0,5	7
251503###	230-400 AC	50	0,068	0,29-0,17	2500	200	69	720	44	0,5	7
	230-400 AC	60	0,07	0,23-0,13	2650						
251504###	230-400 AC	50	0,25	1,7- 1	1350	200	61	415	55	0,5	10
	230-400 AC	60	0,29	1,7- 1	1620						
251512###	12 DC	/	0,08	6,4	2770	225	72	790	68	0,5	6,5
251524###	24 DC	/	0,09	3,9	2900	225	73	865	68	0,5	6,5
251556###	Prepared for Gr.2 hydraulic motor					200			/	0,5	6

Contattare EMMEGI Contact EMMEGI

Diagramma rendimento Performance diagram



Perdite di carico Pressure drop (ISO VG 32)



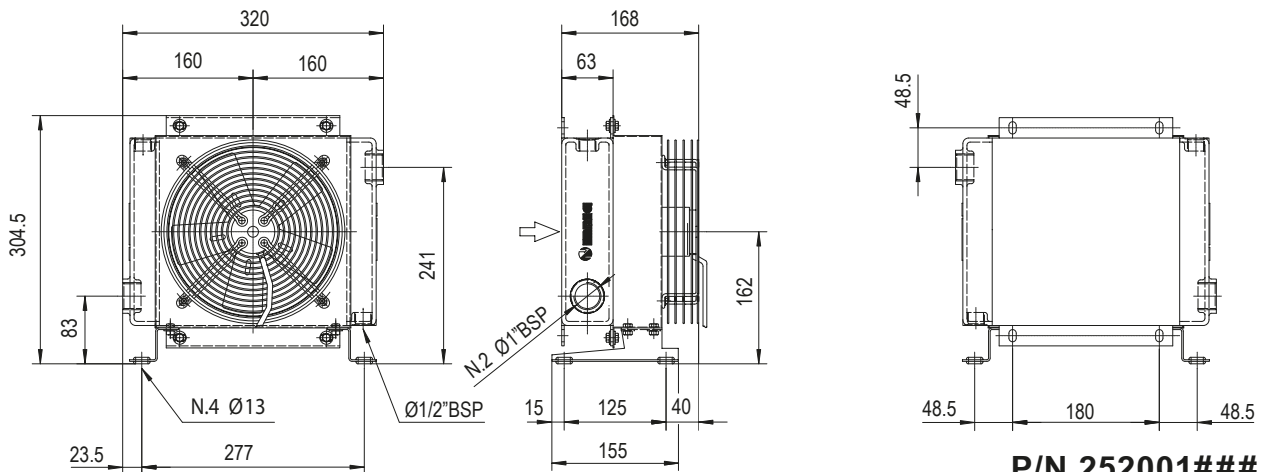
Fattore di correzione-F-(perdite di carico) Correction factor-F-(Pressure drop)

cst	10	15	20	30	40	50	60	80	100	200	300
F	0,5	0,65	0,77	1	1,2	1,4	1,6	1,9	2,1	3,3	4,3

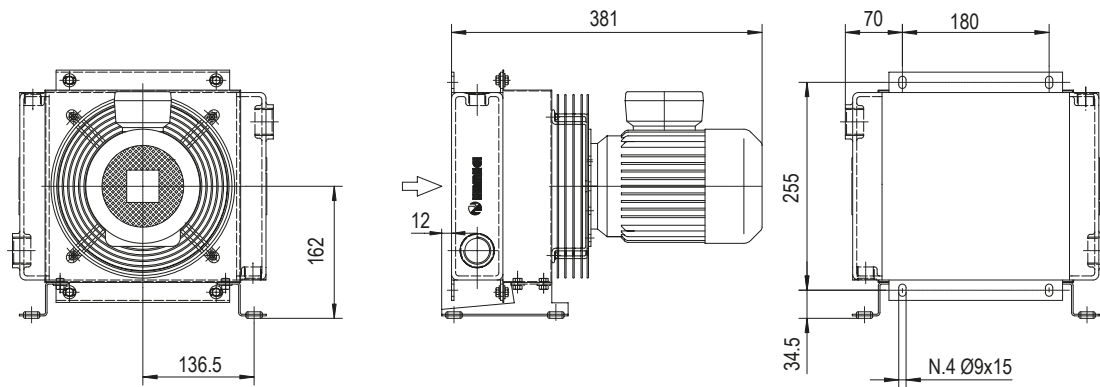


MG AIR

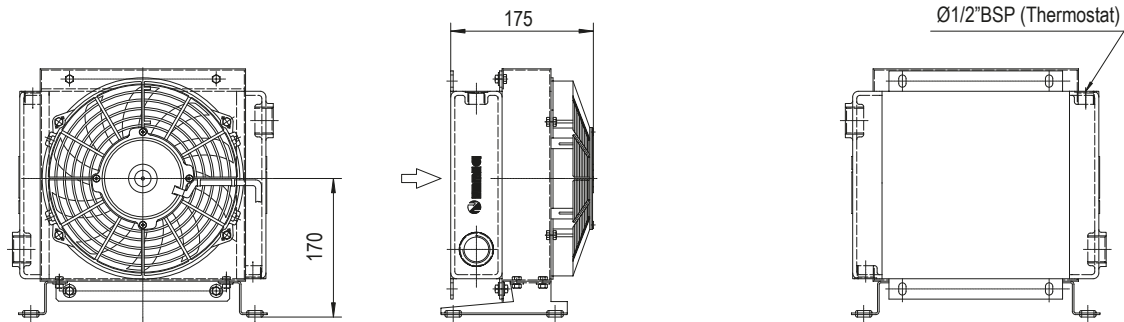
MG 2020K



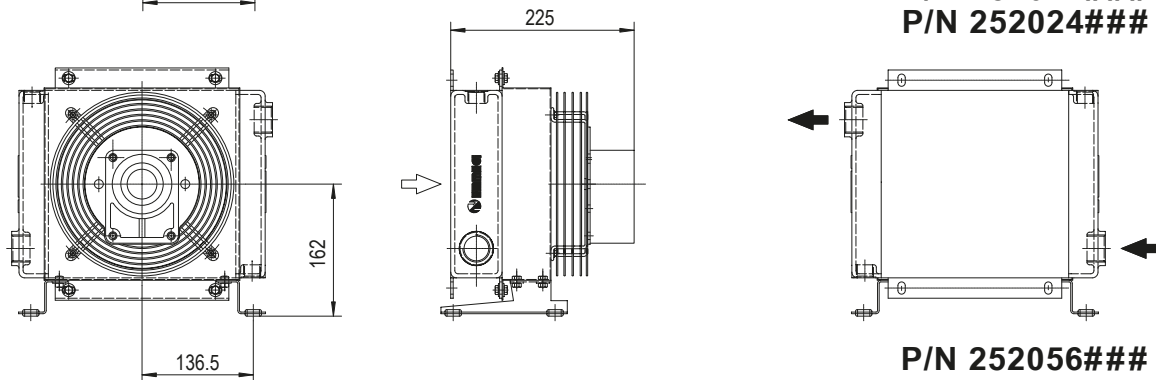
P/N 252001###
P/N 252003###



P/N 252004###



P/N 252012###
P/N 252024###



P/N 252056###

Le dimensioni di ingombro e le caratteristiche tecniche non sono impegnative
Over-all dimensions and technical characteristic are not binding

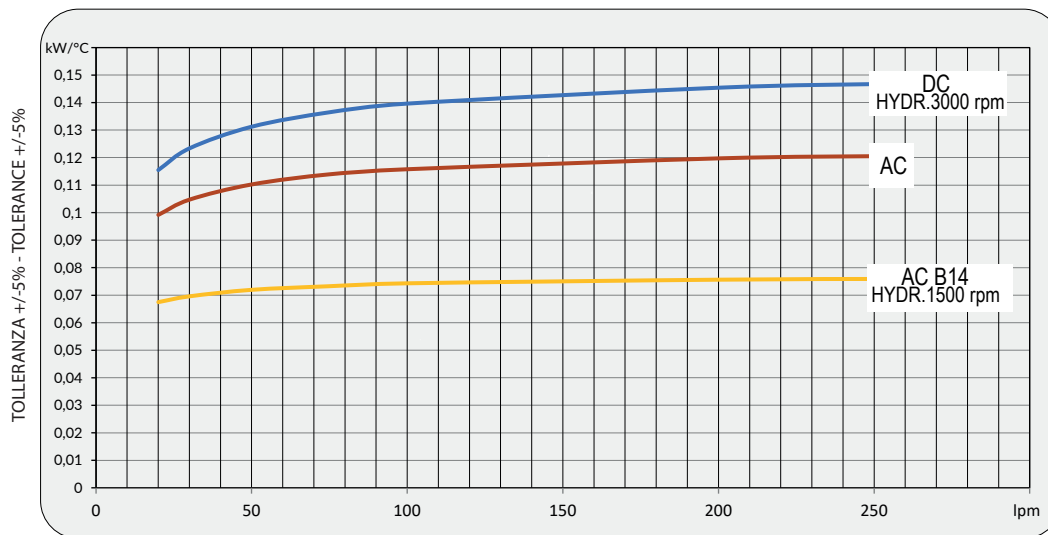


Dati tecnici Technical Data

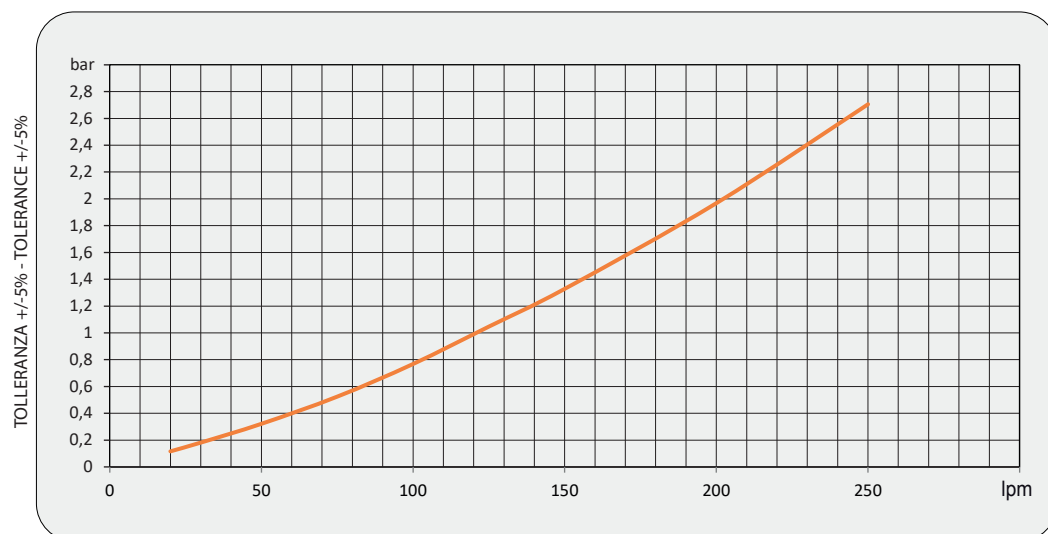
P/N	V	Hz	kW(±10%)	A(±10%)	rpm	Ø Fan	dB (A)	(m³/ h)	IP	It	Kg
252001###	230 AC	50/60	0,050/0,061	0,24-0,28	2740/3120	200	68	675	44	0,7	8
252003###	230-400 AC 230-400 AC	50 60	0,068 0,07	0,29-0,17 0,23-0,13	2500 2650	200	68	645	44	0,7	8
252004###	230-400 AC 230-400 AC	50 60	0,25 0,29	1,7- 1 1,7- 1	1350 1620	200	64	390	55	0,7	11
252012###	12 DC	/	0,08	6,4	2770	225	72	720	68	0,7	7
252024###	24 DC	/	0,09	3,9	2900	225	72	750	68	0,7	7
252056###	Prepared for Gr.2 hydraulic motor					200			/kKk	0,7	7

Contattare EMMEGI Contact EMMEGI

Diagramma rendimento Performance diagram



Perdite di carico Pressure drop (ISO VG 32)



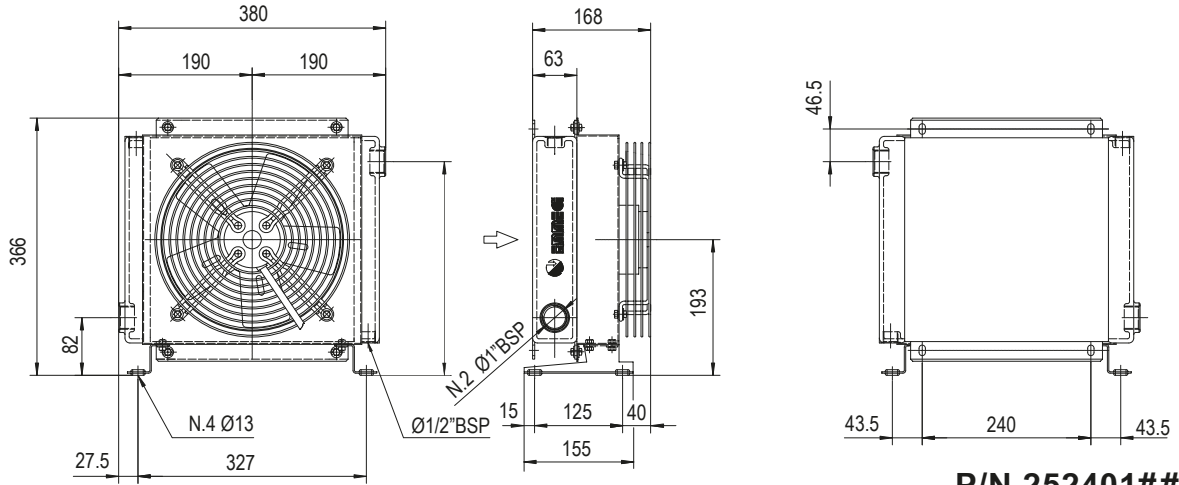
Fattore di correzione-F-(perdite di carico) Correction factor-F-(Pressure drop)

cst	10	15	20	30	40	50	60	80	100	200	300
F	0,5	0,65	0,77	1	1,2	1,4	1,6	1,9	2,1	3,3	4,3

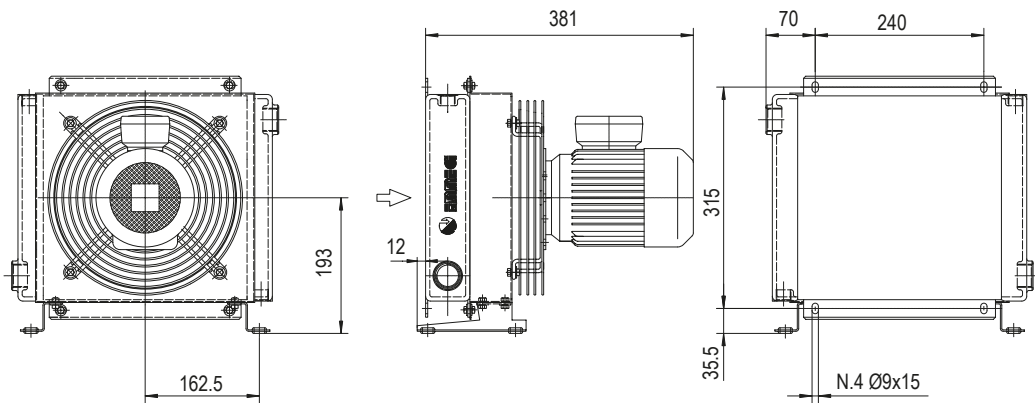


MG AIR

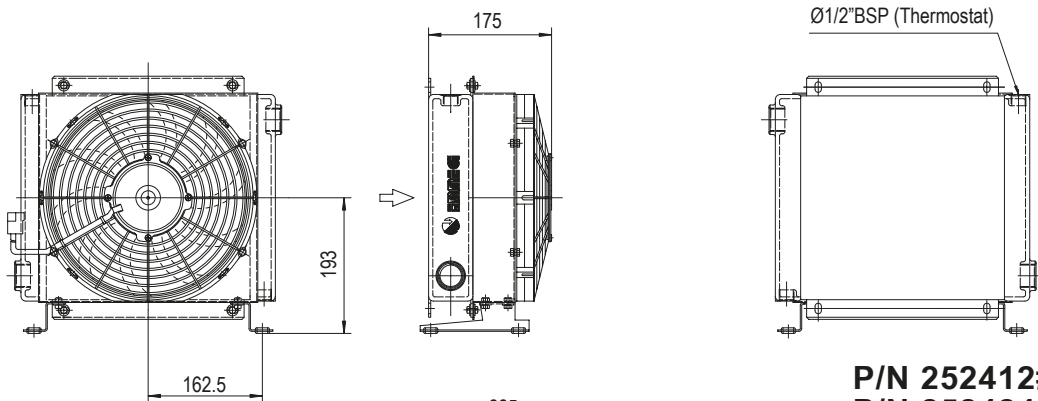
MG 2024K



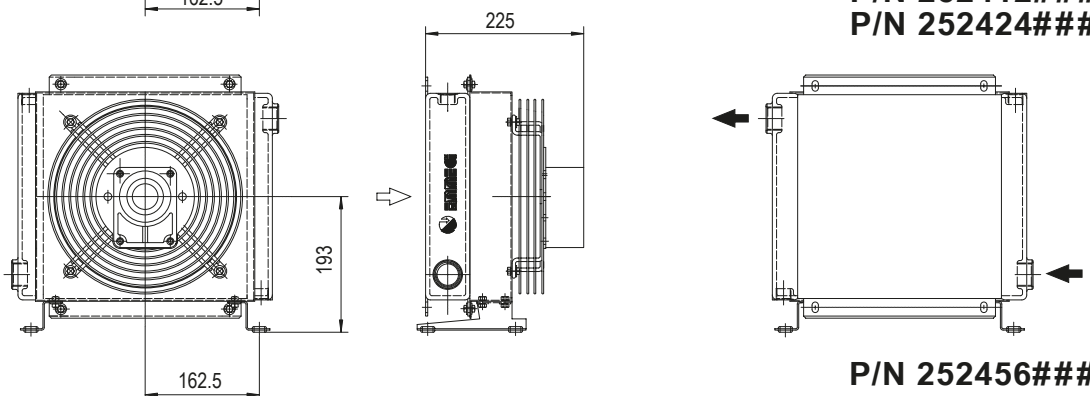
P/N 252401###
P/N 252403###



P/N 252404###



P/N 252412###
P/N 252424###



P/N 252456###

Le dimensioni di ingombro e le caratteristiche tecniche non sono impegnative
Over-all dimensions and technical characteristic are not binding

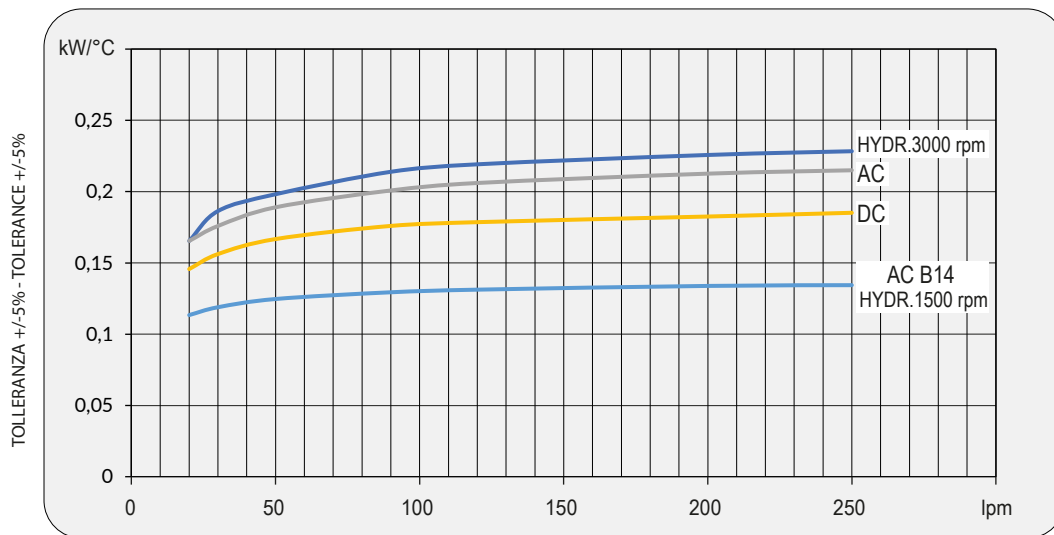


Dati tecnici Technical Data

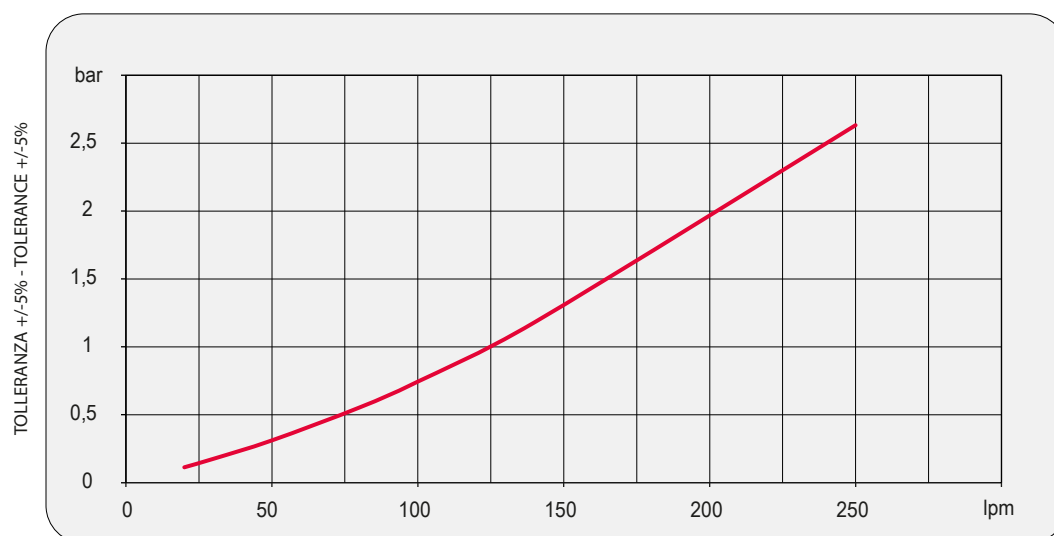
P/N	V	Hz	kW(±10%)	A(±10%)	rpm	Ø Fan	dB (A)	(m³/ h)	IP	lt	Kg
252401###	230 AC	50/60	0,115/0,150	0,51/0,66	2450/2600	250	72	1350	44	1	11
252403###	230-400 AC	50	0,105	0,33-0,19	2600	250	72	1300	44	1	11
	230-400 AC	60	0,145	0,39-0,23	2900						
252404###	230-400 AC	50	0,25	1,7- 1	1350	250	64	1000	55	1	16
	230-400 AC	60	0,29	1,7- 1	1620						
252412###	12 DC	/	0,09	7,5	2710	280	72	950	68	1	10
252424###	24 DC	/	0,10	4,3	2765	280	74	1030	68	1	10
252456###	Prepared for Gr.2 hydraulic motor					250			/	1	10

Contattare EMMEGI Contact EMMEGI

Diagramma rendimento Performance diagram



Perdite di carico Pressure drop (ISO VG 32)



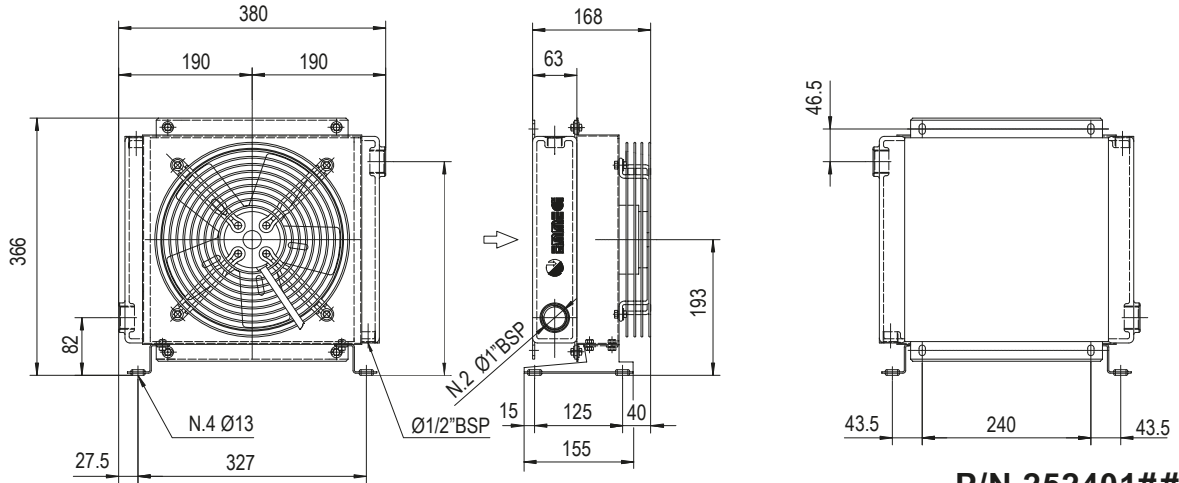
Fattore di correzione-F-(perdite di carico) Correction factor-F-(Pressure drop)

cst	10	15	20	30	40	50	60	80	100	200	300
F	0,5	0,65	0,77	1	1,2	1,4	1,6	1,9	2,1	3,3	4,3

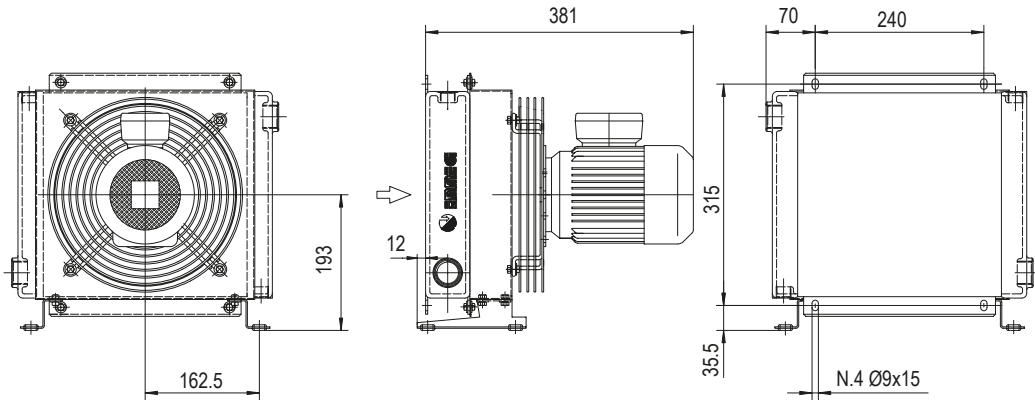


MG AIR

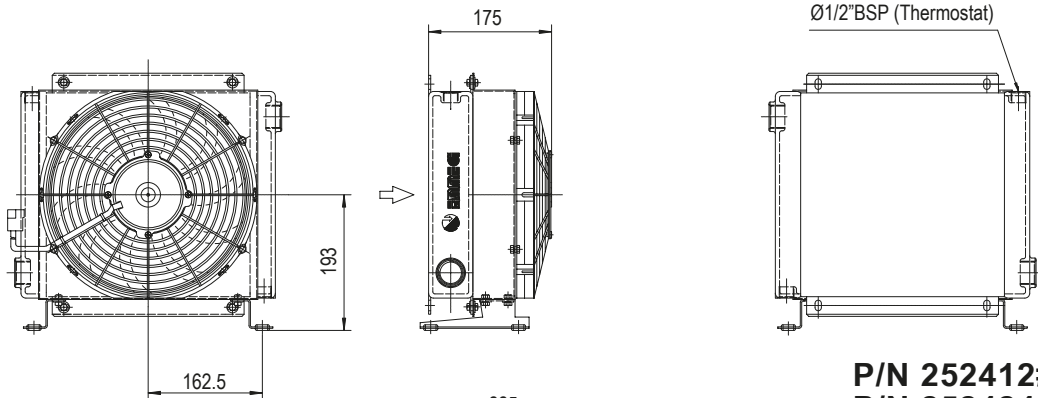
MG 2024K



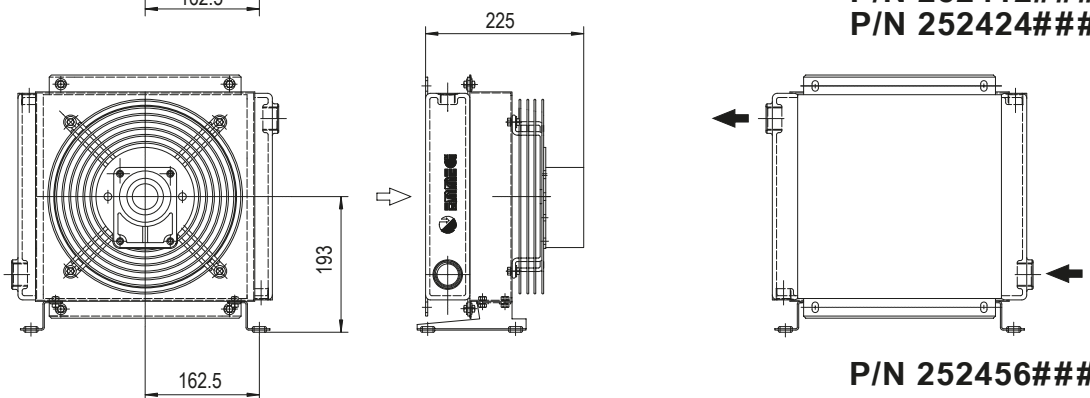
P/N 252401###
P/N 252403###



P/N 252404###



P/N 252412###
P/N 252424###



P/N 252456###

Le dimensioni di ingombro e le caratteristiche tecniche non sono impegnative
Over-all dimensions and technical characteristic are not binding

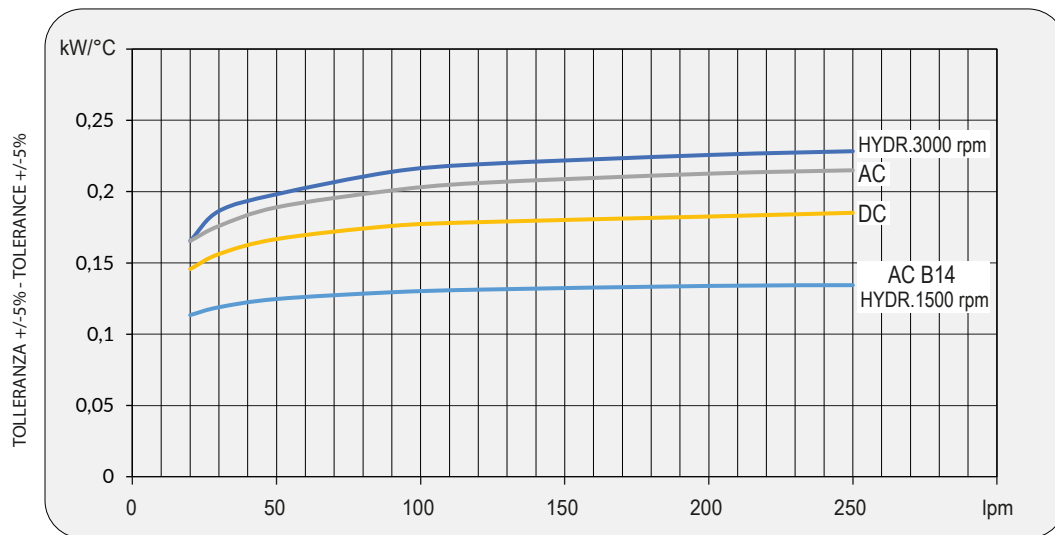


Dati tecnici Technical Data

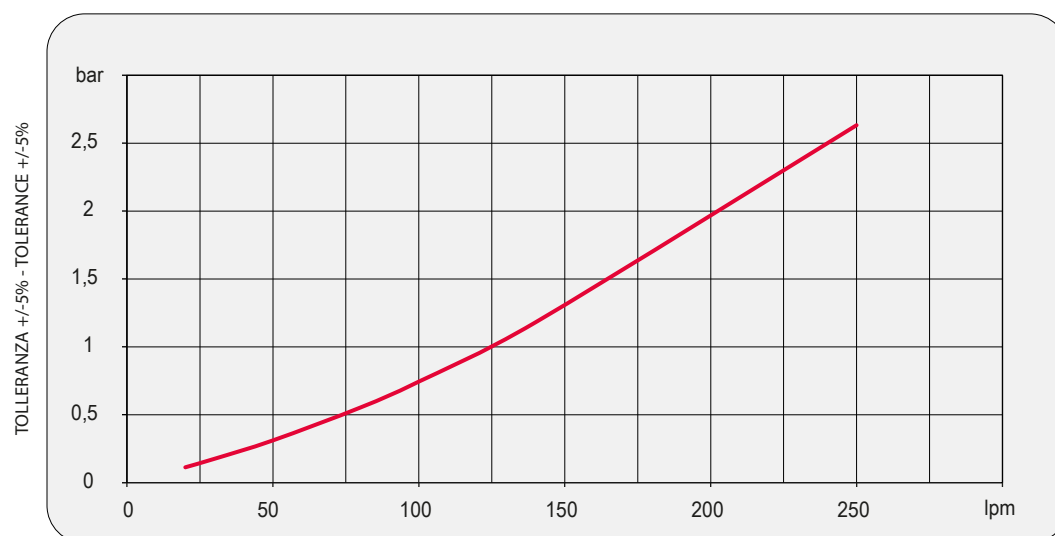
P/N	V	Hz	kW(±10%)	A(±10%)	rpm	Ø Fan	dB (A)	(m³/ h)	IP	lt	Kg
252401###	230 AC	50/60	0,115/0,150	0,51/0,66	2450/2600	250	72	1350	44	1	11
252403###	230-400 AC	50	0,105	0,33-0,19	2600	250	72	1300	44	1	11
	230-400 AC	60	0,145	0,39-0,23	2900						
252404###	230-400 AC	50	0,25	1,7- 1	1350	250	64	1000	55	1	16
	230-400 AC	60	0,29	1,7- 1	1620						
252412###	12 DC	/	0,09	7,5	2710	280	72	950	68	1	10
252424###	24 DC	/	0,10	4,3	2765	280	74	1030	68	1	10
252456###	Prepared for Gr.2 hydraulic motor					250			/	1	10

Contattare EMMEGI Contact EMMEGI

Diagramma rendimento Performance diagram



Perdite di carico Pressure drop (ISO VG 32)

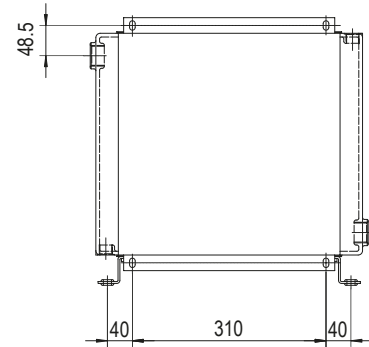
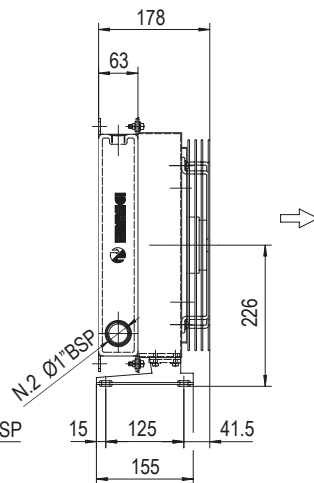
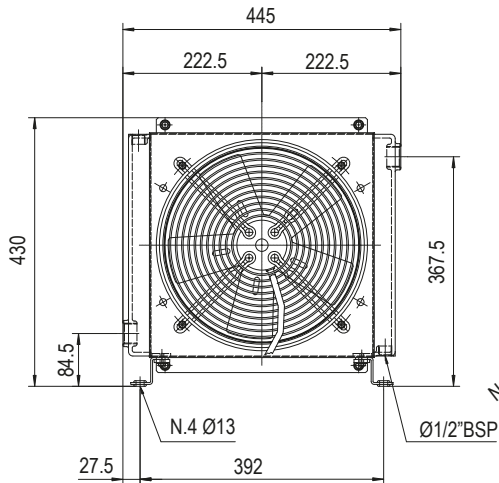


Fattore di correzione-F-(perdite di carico) Correction factor-F-(Pressure drop)

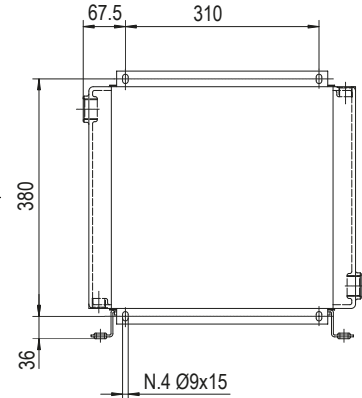
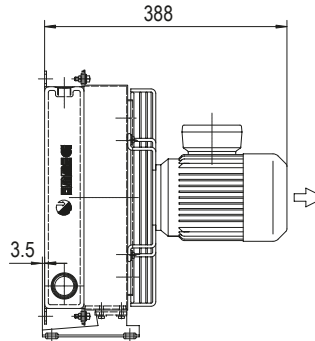
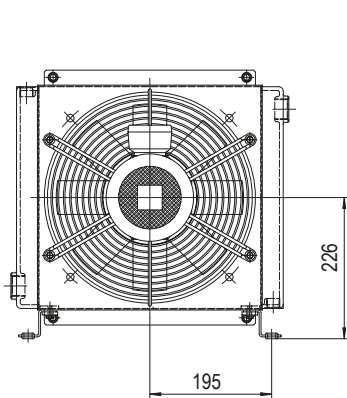
cst	10	15	20	30	40	50	60	80	100	200	300
F	0,5	0,65	0,77	1	1,2	1,4	1,6	1,9	2,1	3,3	4,3



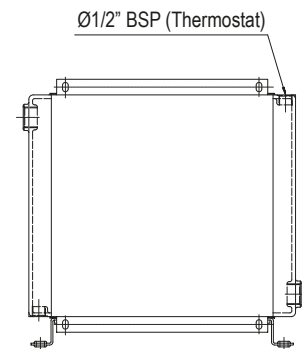
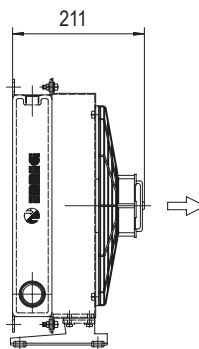
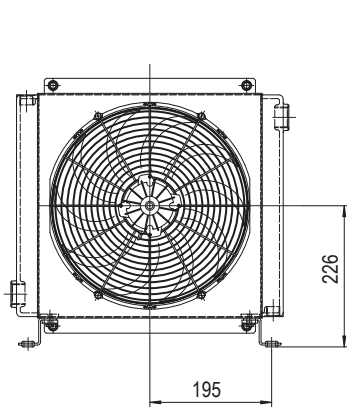
MG AIR MG 2030K



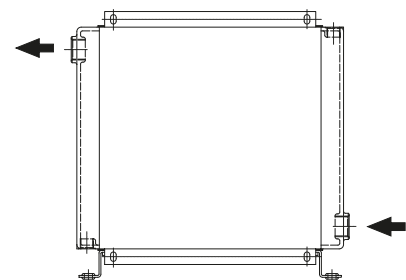
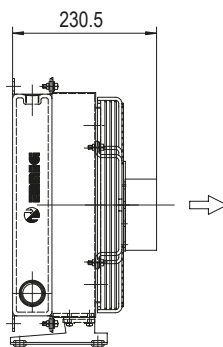
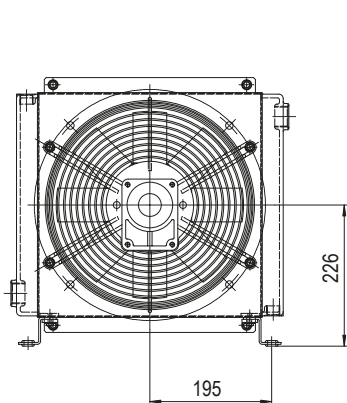
**P/N 253001###
P/N 253003###**



P/N 253004###



**P/N 253012###
P/N 253024###**



P/N 253056###

Le dimensioni di ingombro e le caratteristiche tecniche non sono impegnative
Over-all dimensions and technical characteristic are not binding

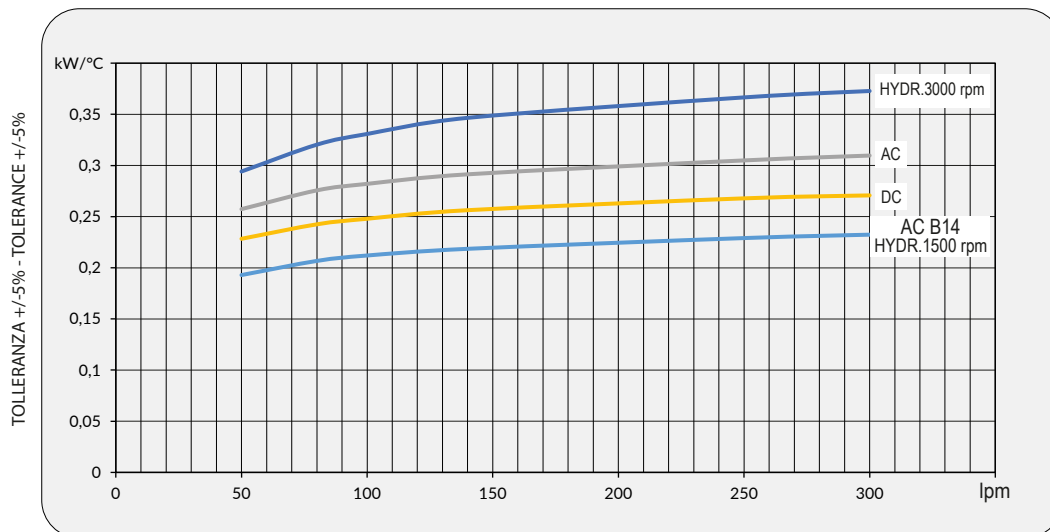


Dati tecnici Technical Data

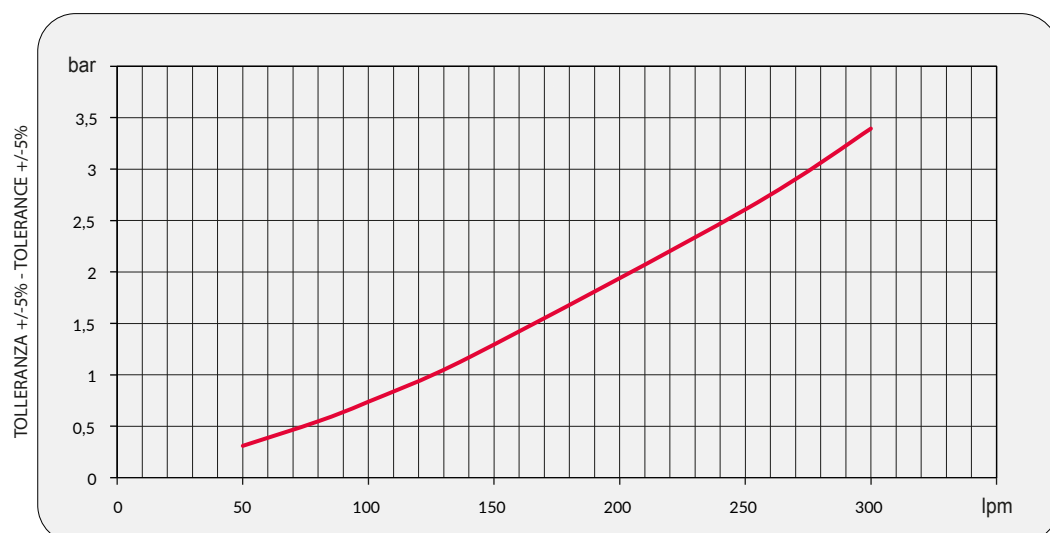
P/N	V	Hz	kW(±10%)	A(±10%)	rpm	Ø Fan	dB (A)	(m³/ h)	IP	It	Kg
253001###	230 AC	50/60	0,23/0,35	1,1/1,55	2700/3000	300	78	2220	44	1,6	15
252003###	230-400 AC	50	0,21	0,62-0,36	2580	300	76	2500	44	1,6	15
	230-400 AC	60	0,3	0,84-0,48	2750						
252004###	230-400 AC	50	0,37	2,1- 1,1	1370	300	70	1850	55	1,6	20
	230-400 AC	60	0,43	2,1- 1,1	1650						
252012###	12 DC	/	0,16	13,3	2660	305	80	1675	68	1,6	14
252024###	24 DC	/	0,18	7,4	2870	305	83	1880	68	1,6	14
252056###	Prepared for Gr.2 hydraulic motor					☎ 300	☎	☎	/	1,6	15

☎ Contattare EMMEGI Contact EMMEGI

Diagramma rendimento Performance diagram



Perdite di carico Pressure drop (ISO VG 32)

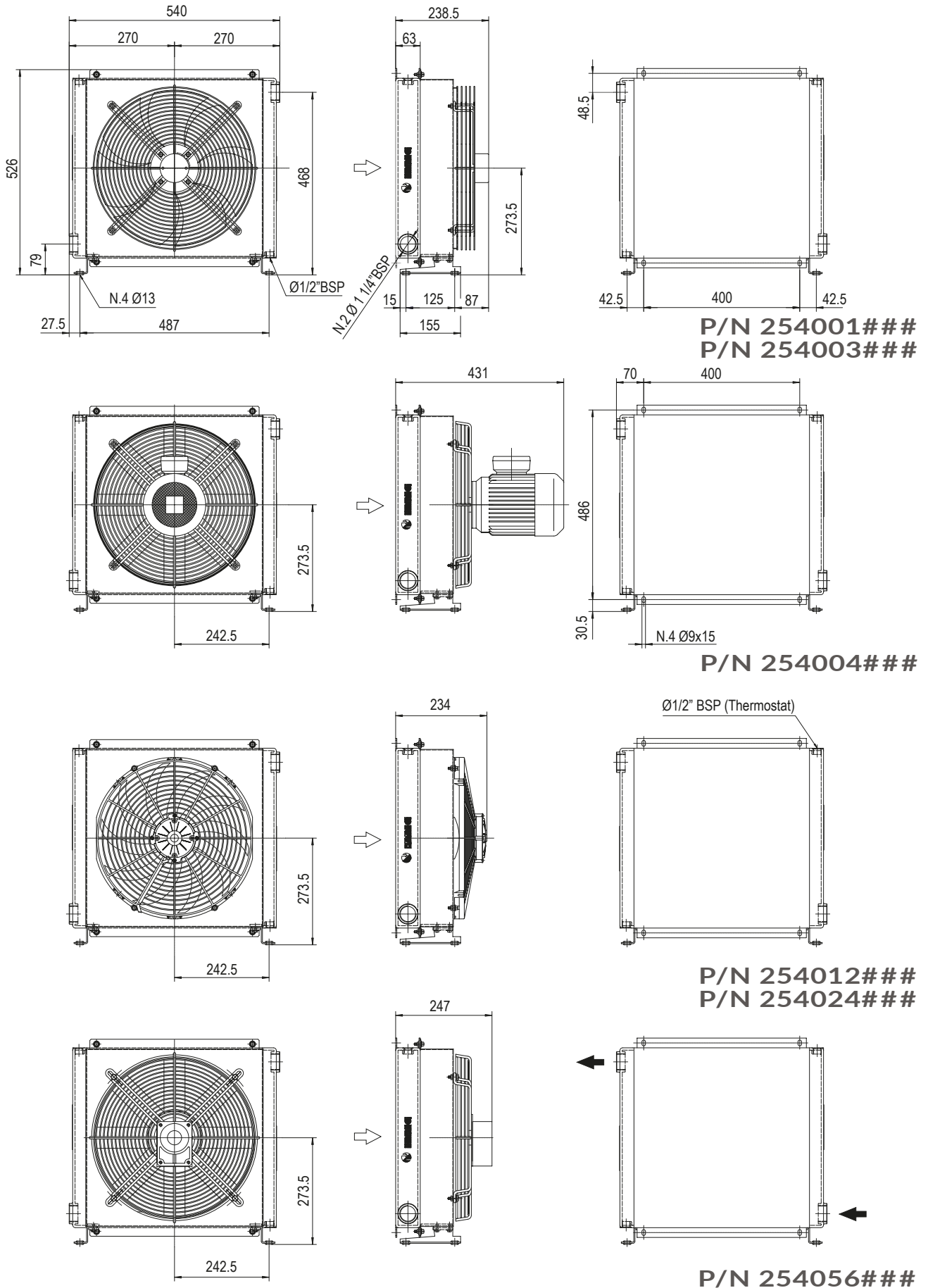


Fattore di correzione-F-(perdite di carico) Correction factor-F-(Pressure drop)

cst	10	15	20	30	40	50	60	80	100	200	300
F	0,5	0,65	0,77	1	1,2	1,4	1,6	1,9	2,1	3,3	4,3



MG AIR MG 2040K



Le dimensioni di ingombro e le caratteristiche tecniche non sono impegnative
Over-all dimensions and technical characteristic are not binding

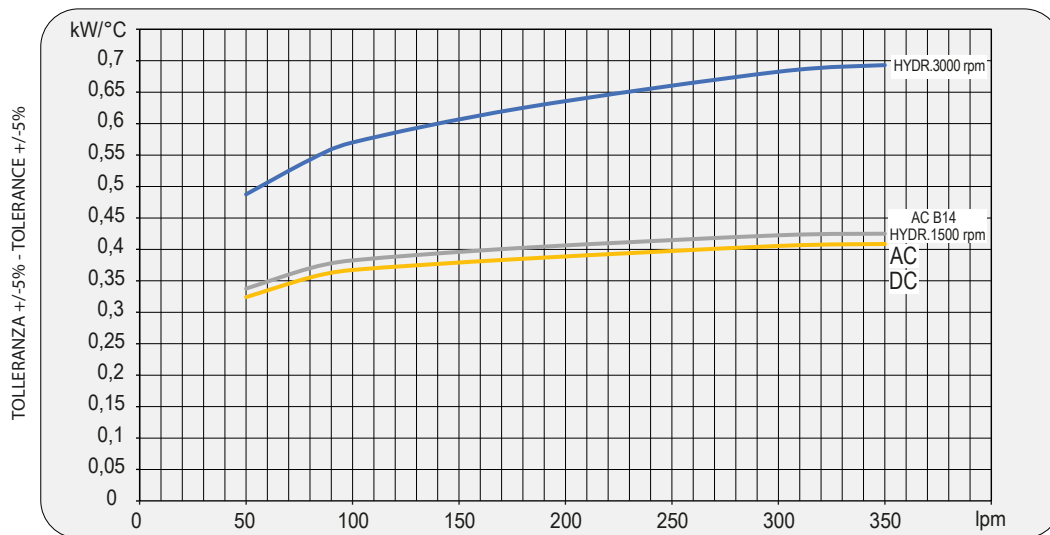


Dati tecnici Technical Data

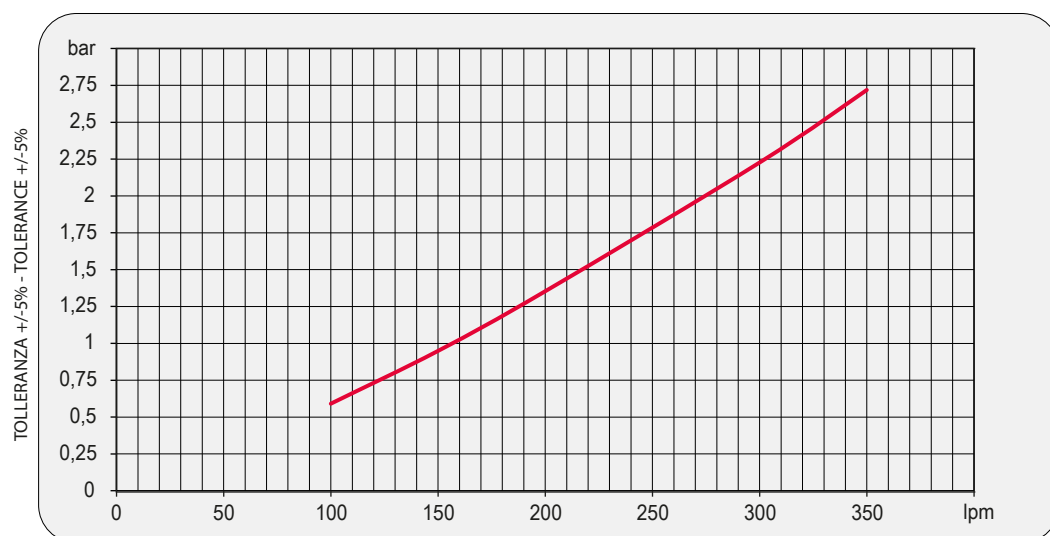
P/N	V	Hz	kW(±10%)	A(±10%)	rpm	Ø Fan	dB (A)	(m³/ h)	IP	It	Kg
254001###	230 AC	50	0,16-0,24	0,73/1,06	1430/1700	400	71	3200	54	2,7	21
254003###	230-400 AC	50	0,135	0,76-0,44	1450	400	71	3200	54	2,7	21
	230-400 AC	60	0,185	0,68-0,39	1690						
254004###	230-400 AC	50	0,55	2,9-1,7	1320	400	77	3740	55	2,7	25
	230-400 AC	60	0,63	2,9-1,7	1690						
254012###	12 DC	/	0,22	19,2	2310	385	76	2770	68	2,7	20
254024###	24 DC	/	0,23	9,3	2380	385	79	2910	68	2,7	20
254056###	Prepared for Gr.2 hydraulic motor					400			/	2,7	19

Contattare EMMEGI Contact EMMEGI

Diagramma rendimento Performance diagram



Perdite di carico Pressure drop (ISO VG 32)



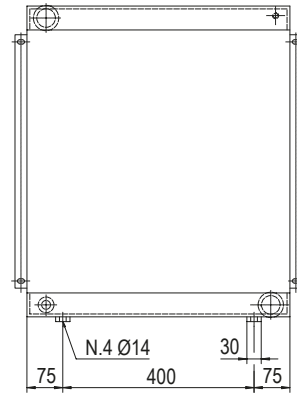
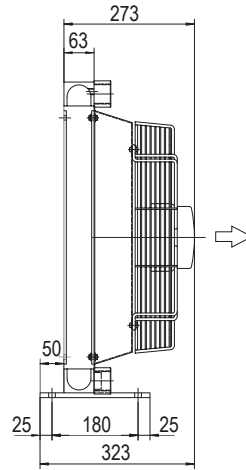
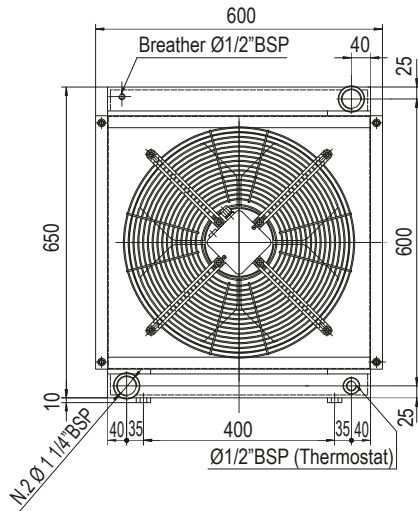
Fattore di correzione-F-(perdite di carico) Correction factor-F-(Pressure drop)

cst	10	15	20	30	40	50	60	80	100	200	300
F	0,5	0,65	0,77	1	1,2	1,4	1,6	1,9	2,1	3,3	4,3

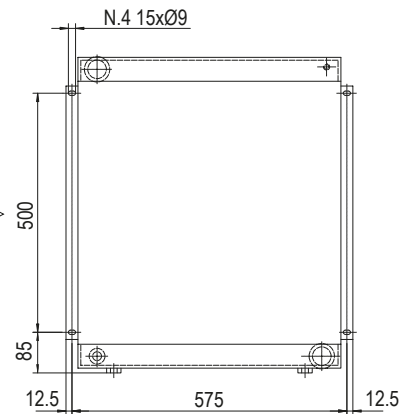
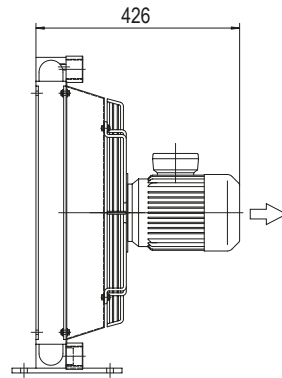
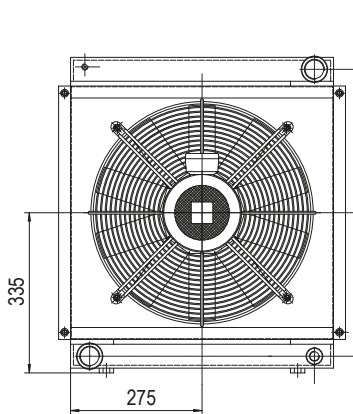


MG AIR


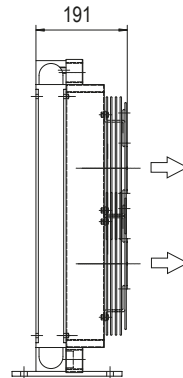
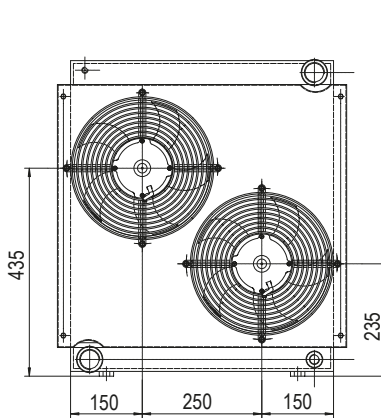
MG 2050K



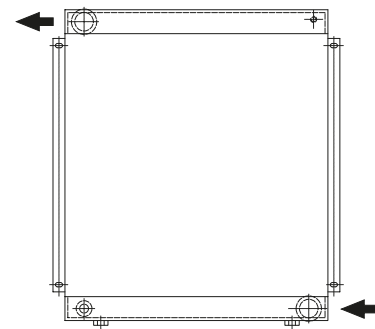
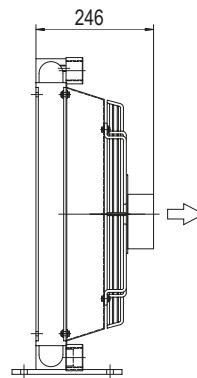
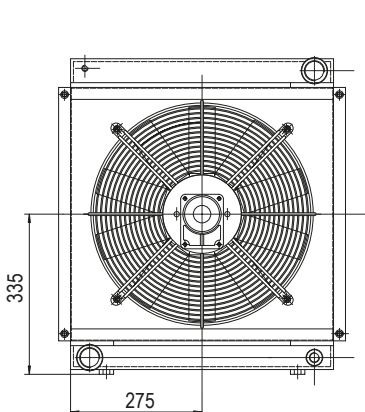
P/N 255003###



P/N 255004###



P/N 255012###
P/N 255024###



P/N 255056###

Le dimensioni di ingombro e le caratteristiche tecniche non sono impegnative
Over-all dimensions and technical characteristic are not binding

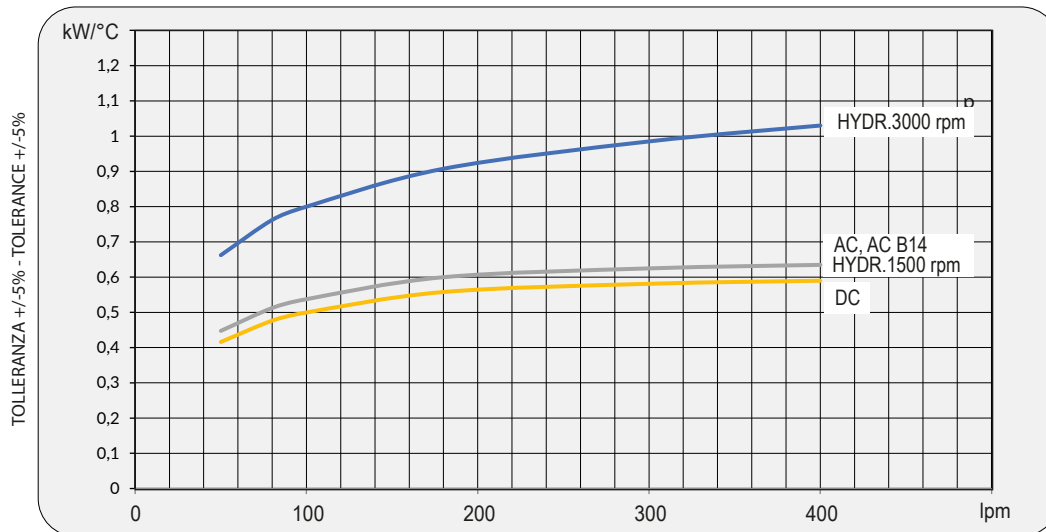


Dati tecnici Technical Data

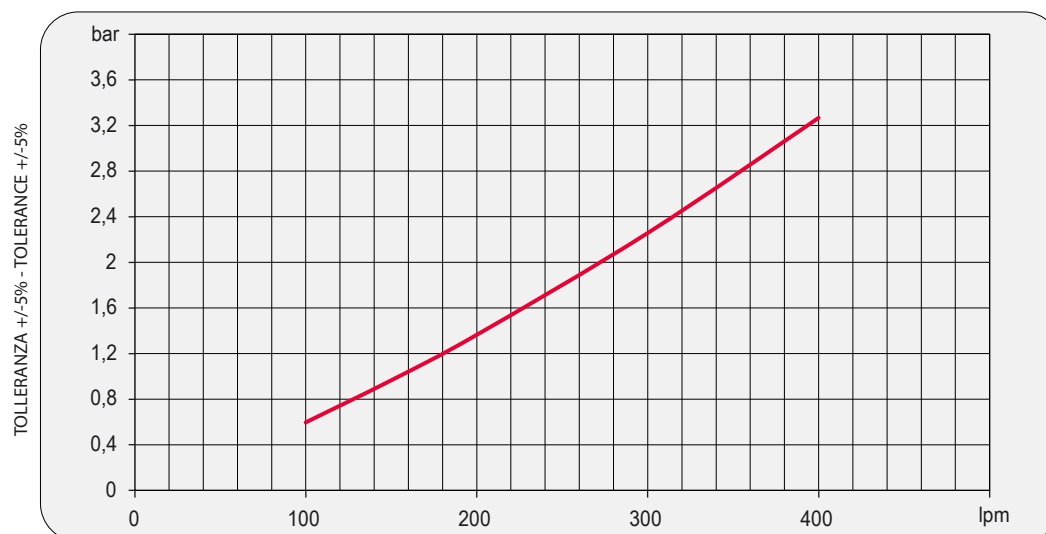
P/N	V	Hz	kW(±10%)	A (±10%)	rpm	Ø Fan	dB (A)	(m³/ h)	IP	It	Kg
255003###	230-400 AC	50	0,52	1,9 - 1,1	1450	450	76	5000	54	5	27
	230-400 AC	60	0,66	2 - 1,2	1690						
255004###	230-400 AC B14	50	0,75	3,0-1,7	1440	450	79	5200	55	5	30
	230-400 AC B14	60	0,86	3,0-1,7	1750						
255012###	12 DC	/	0,13 (2x)	11,0 (2x)	2340 2600	280	76	1720 (2x)	68	5	24
255024###	24 DC	/	0,15 (2x)	6,2 (2x)	2600	280	79	1750 (2x)	68	5	24
252056###	Prepared for Gr.2 hydraulic motor					☎ 450	☎	☎	/	5	23

☎ Contattare EMMEGI Contact EMMEGI

Diagramma rendimento Performance diagram



Perdite di carico Pressure drop (ISO VG 32)



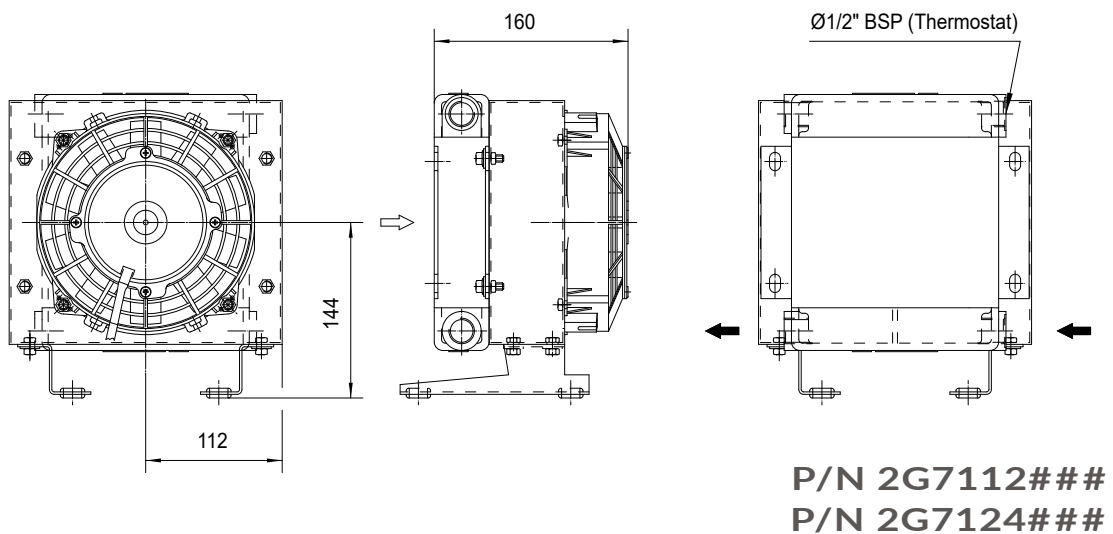
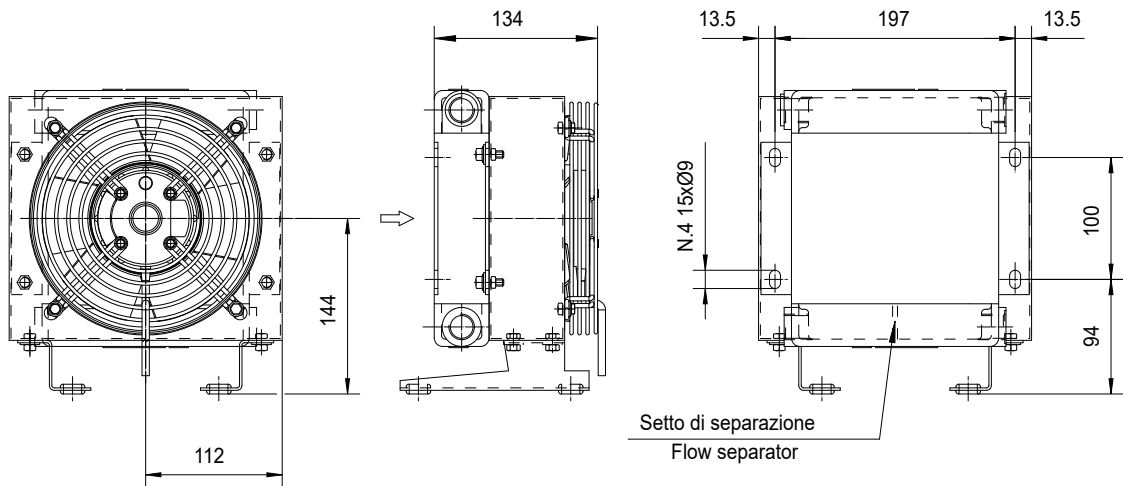
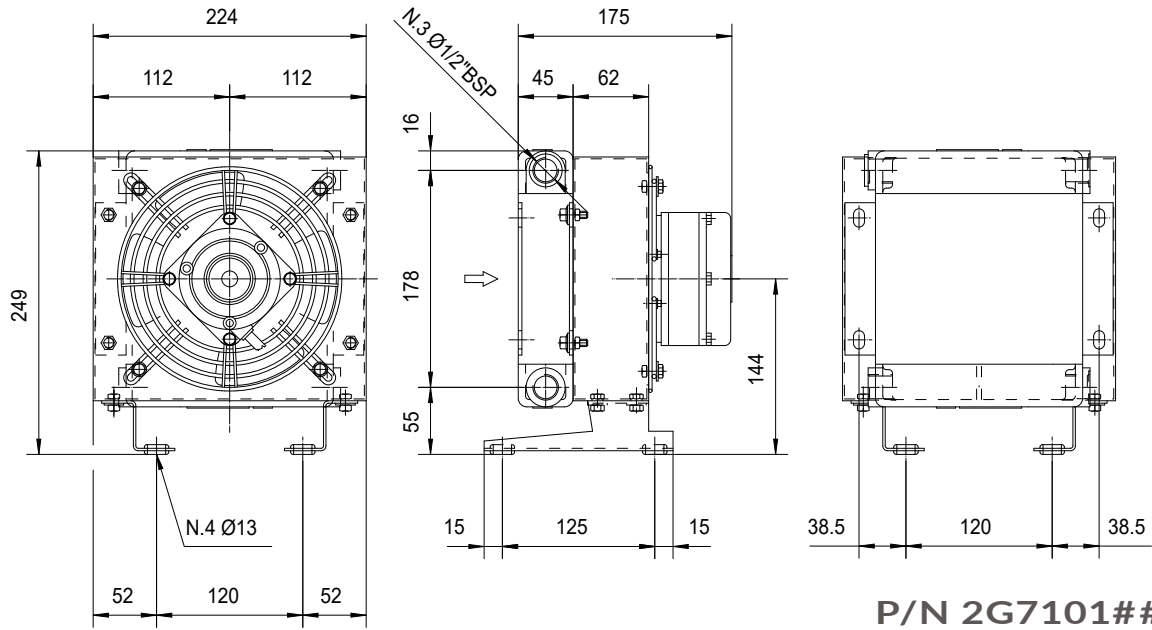
Fattore di correzione-F-(perdite di carico) Correction factor-F-(Pressure drop)

cst	10	15	20	30	40	50	60	80	100	200	300
F	0,5	0,65	0,77	1	1,2	1,4	1,6	1,9	2,1	3,3	4,3



MG AIR

MG 2010K 2PASS



Le dimensioni di ingombro e le caratteristiche tecniche non sono impegnative
Over-all dimensions and technical characteristic are not binding

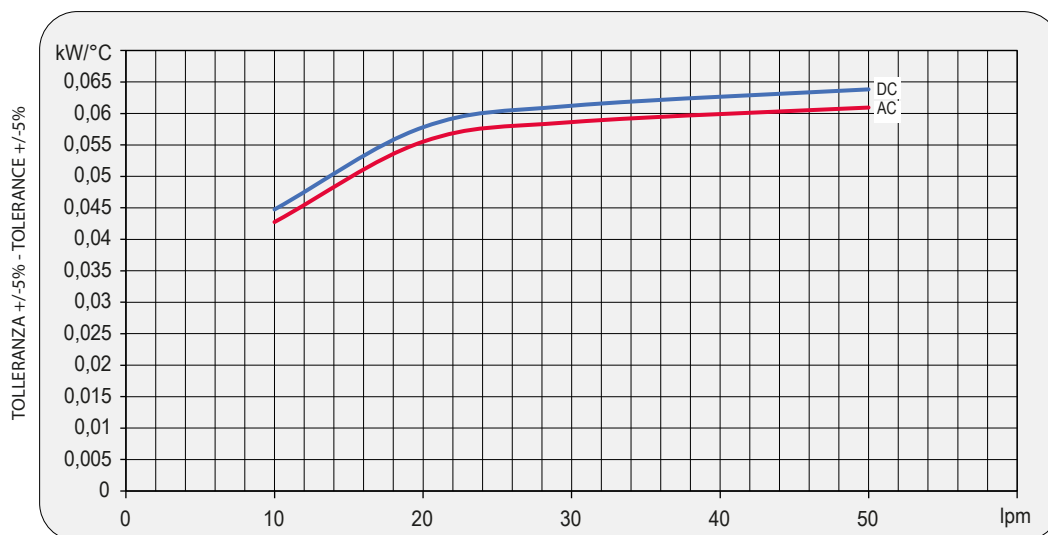


Dati tecnici Technical Data

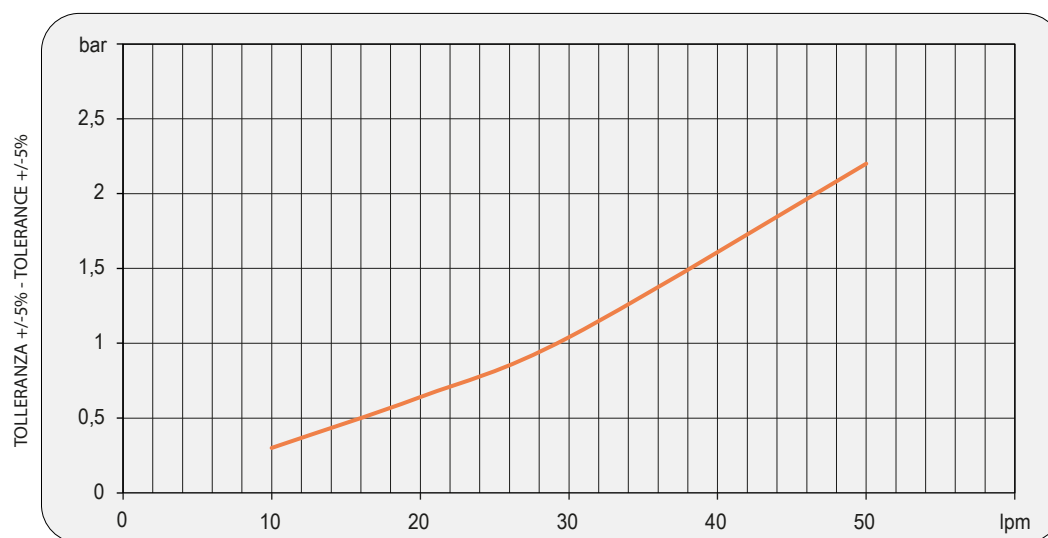
P/N	V	Hz	kW(±10%)	A(±10%)	rpm	Ø Fan	dB (A)	(m³/ h)	IP	It	Kg
2G7101###	230AC	50/60	0,010/0,047	0,21	2500	175	67	235	54	0,3	6
2G7103###	230-400 AC B14 230-400 AC B14	50 60	0,045 0,043	0,23-0,13 0,16-0,09	2750 3100	175	63	190	54	0,3	6
2G7112###	12 DC	/	0,06	5,2	3860	167	75	410	68	0,3	5
2G7124###	24 DC	/	0,06	2,3	4045	167	75	410	68	0,3	5

☎ Contattare EMMEGI Contact EMMEGI

Diagramma rendimento Performance diagram



Perdite di carico Pressure drop (ISO VG 32)



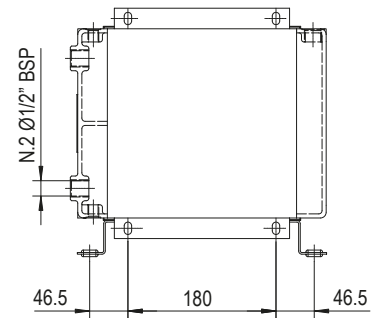
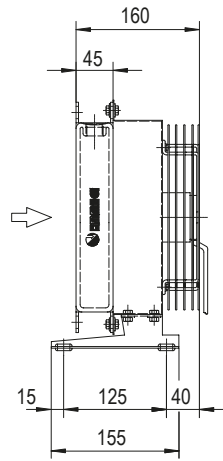
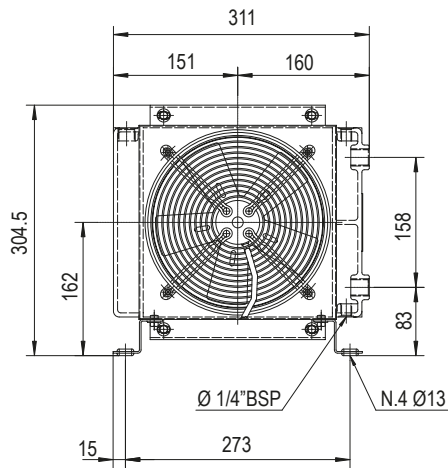
Fattore di correzione-F-(perdite di carico) Correction factor-F-(Pressure drop)

cst	10	15	20	30	40	50	60	80	100	200	300
F	0,5	0,65	0,77	1	1,2	1,4	1,6	1,9	2,1	3,3	4,3

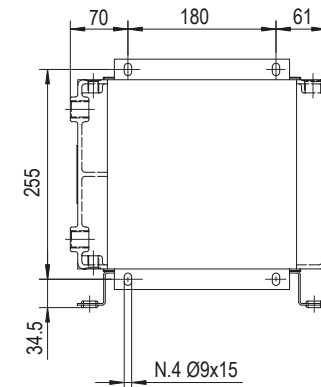
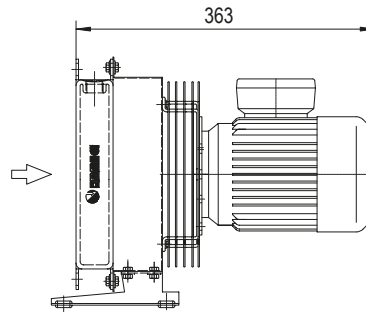
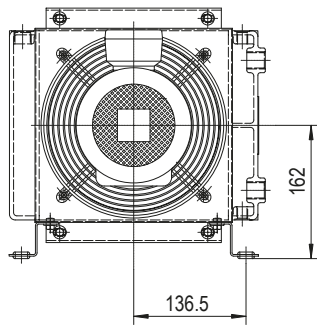


MG AIR

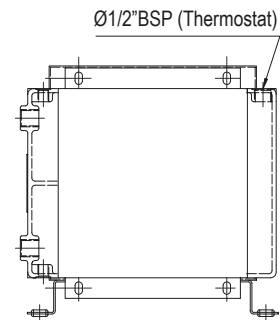
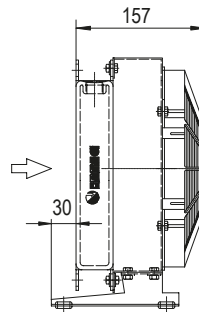
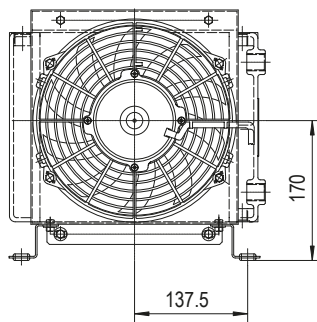
MG 2015K 2PASS



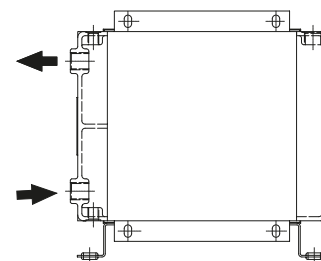
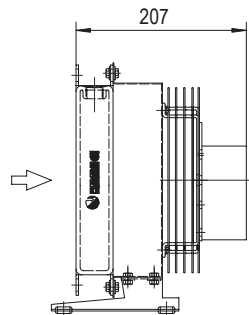
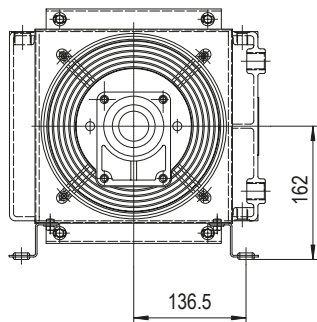
P/N 251601###
P/N 251603###



P/N 251604###



P/N 251612###
P/N 251624###



P/N 251656###

Le dimensioni di ingombro e le caratteristiche tecniche non sono impegnative
Over-all dimensions and technical characteristic are not binding

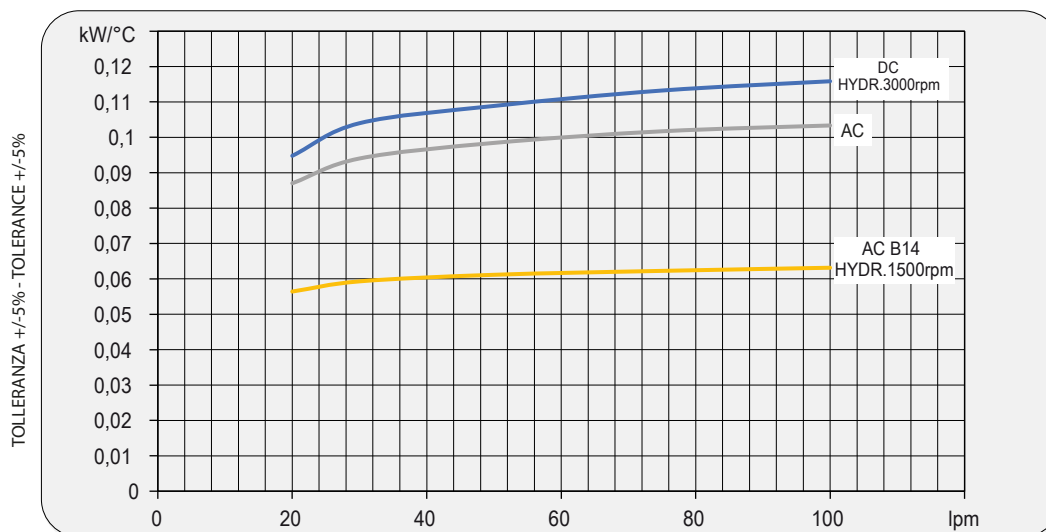


Dati tecnici Technical Data

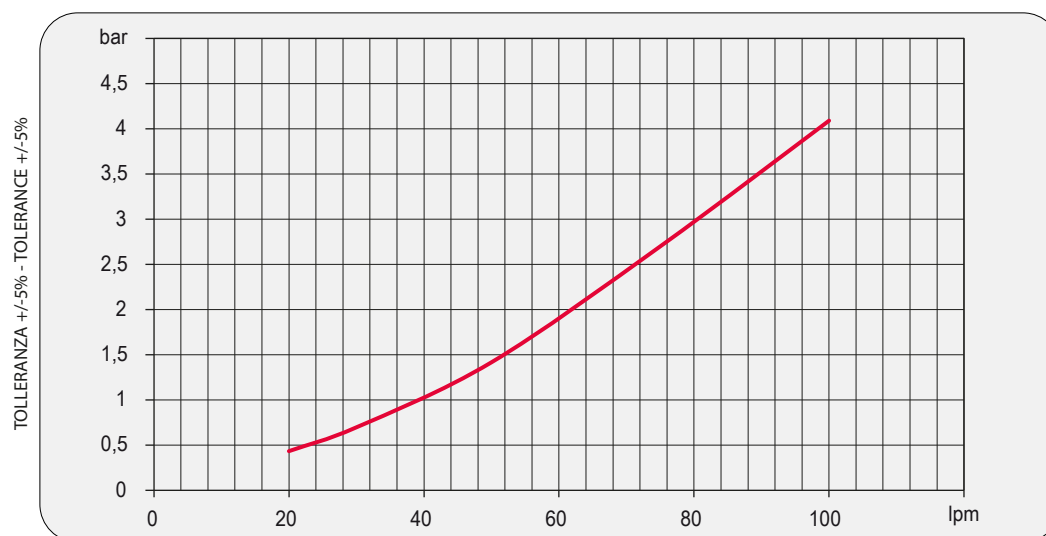
P/N	V	Hz	kW(±10%)	A(±10%)	rpm	Ø Fan	dB (A)	(m³/ h)	IP	lt	Kg
251601###	230 AC	50/60	0,050/0,61	0,24/0,28	2740/3120	200	68	700	44	0,5	7
251603###	230-400 AC	50	0,068	0,29-0,17	2500	200	69	720	44	0,5	7
	230-400 AC	60	0,07	0,23-0,13	2650						
251604###	230-400 B14	50	0,25	1,7- 1	1350	200	61	415	55	0,5	10
	230-400 B14	60	0,29	1,7- 1	1620						
251612###	12 DC	/	0,08	6,4	2770	225	72	790	68	0,5	6,5
251624###	24 DC	/	0,09	3,9	2900	225	73	865	68	0,5	6,5
251656###	Prepared for Gr.2 hydraulic motor					200			/	0,5	6

Contattare EMMEGI Contact EMMEGI

Diagramma rendimento Performance diagram



Perdite di carico Pressure drop (ISO VG 32)



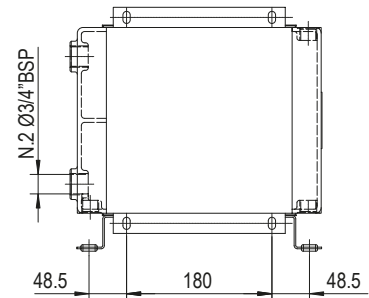
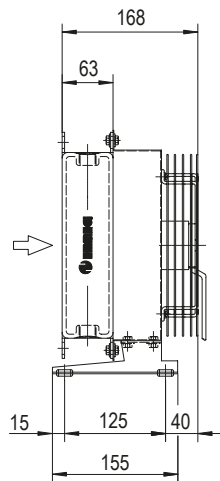
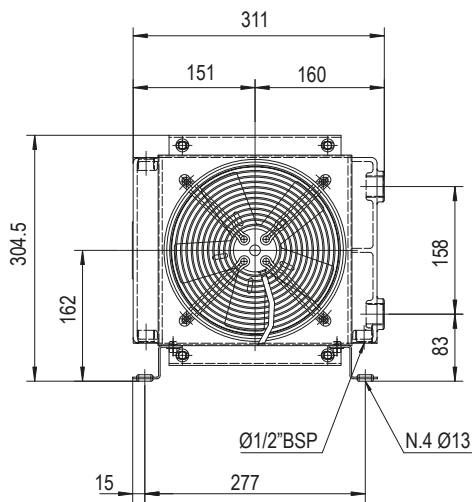
Fattore di correzione-F-(perdite di carico) Correction factor-F-(Pressure drop)

cst	10	15	20	30	40	50	60	80	100	200	300
F	0,5	0,65	0,77	1	1,2	1,4	1,6	1,9	2,1	3,3	4,3

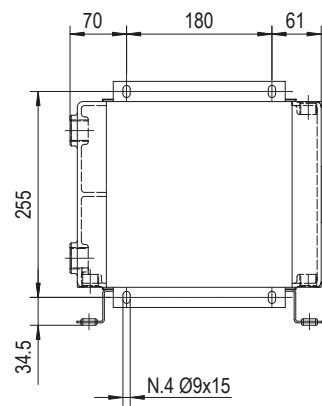
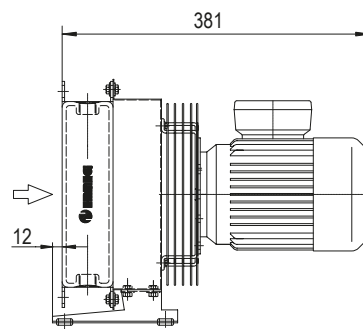
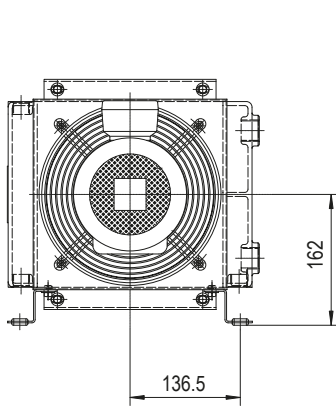


MG AIR

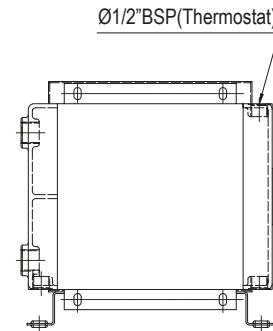
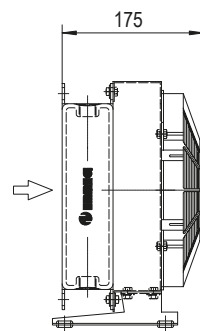
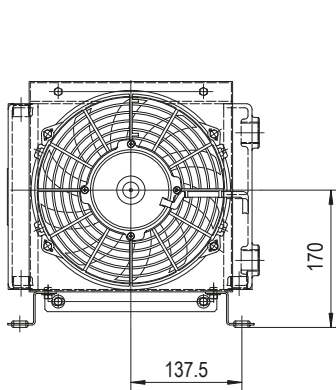
MG 2020K 2PASS



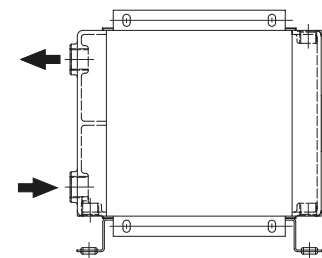
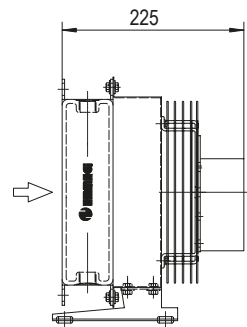
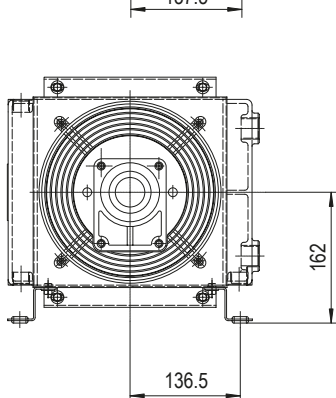
P/N 252101###
P/N 252103###



P/N 252104###



P/N 252112###
P/N 252124###



P/N 252156###

Le dimensioni di ingombro e le caratteristiche tecniche non sono impegnative
Over-all dimensions and technical characteristic are not binding

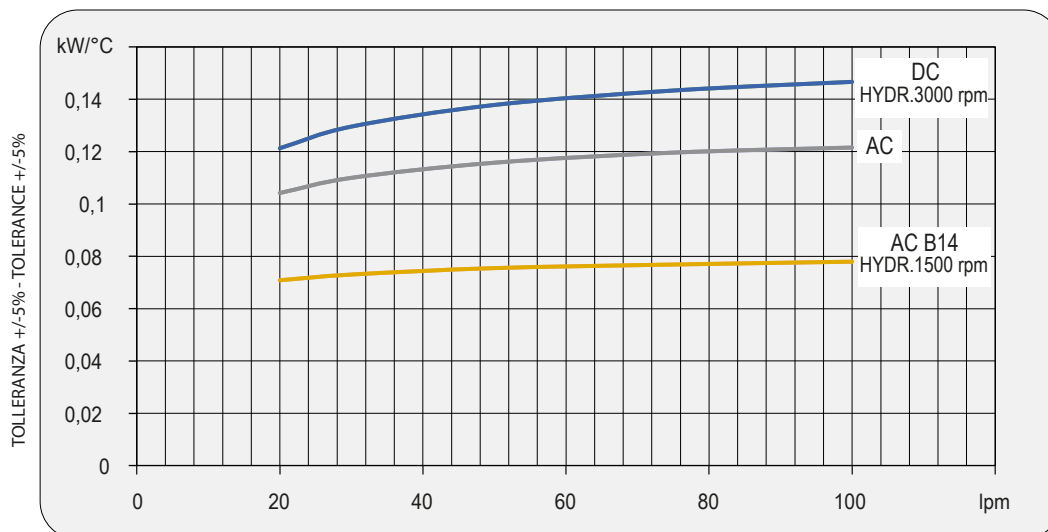


Dati tecnici Technical Data

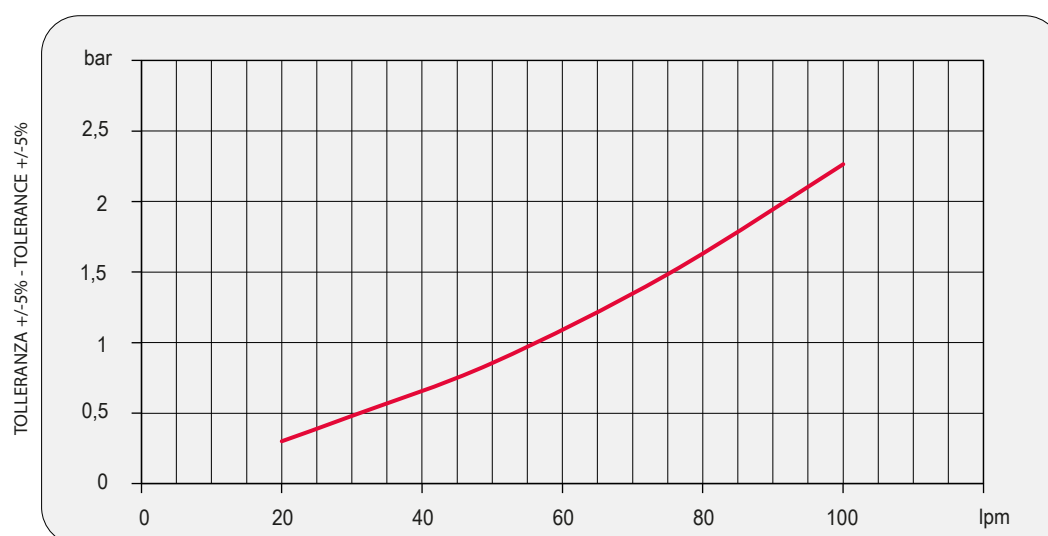
P/N	V	Hz	kW(±10%)	A(±10%)	rpm	Ø Fan	dB (A)	(m³/ h)	IP	It	Kg
252101###	230 AC	50/60	0,050/0,61	0,24/0,28	2740/3120	200	68	675	44	0,7	8
252103###	230-400 AC	50	0,068	0,29-0,17	2500	200	68	645	44	0,7	8
	230-400 AC	60	0,07	0,23-0,13	2650						
252104###	230-400 B14	50	0,25	1,7- 1	1350	200	64	390	55	0,7	11
	230-400 B14	60	0,29	1,7- 1	1620						
252112###	12 DC	/	0,08	6,4	2770	225	72	720	68	0,7	7
252124###	24 DC	/	0,09	3,9	2900	225	72	750	68	0,7	7
252156###	Prepared for Gr.2 hydraulic motor					200			/	0,7	7

Contattare EMMEGI Contact EMMEGI

Diagramma rendimento Performance diagram



Perdite di carico Pressure drop (ISO VG 32)



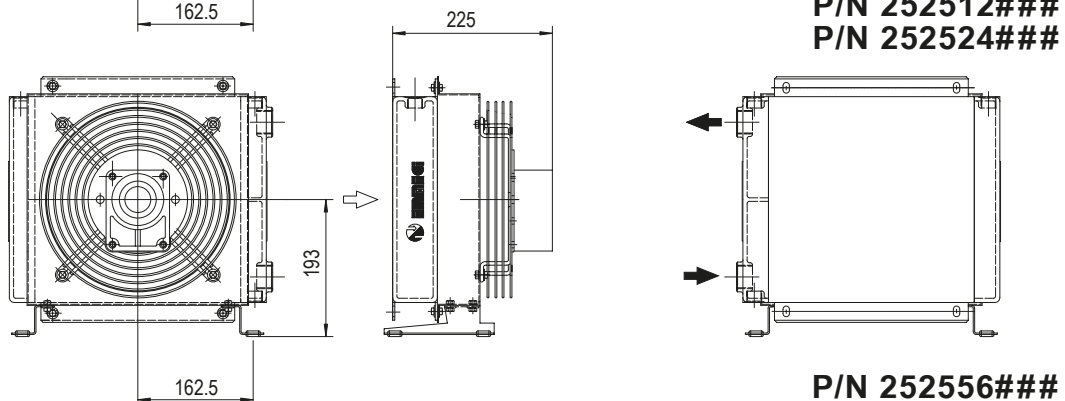
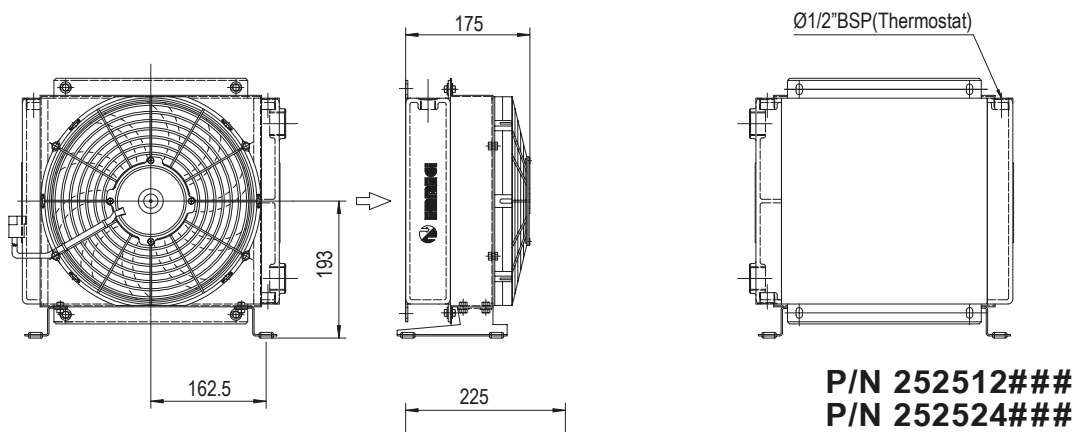
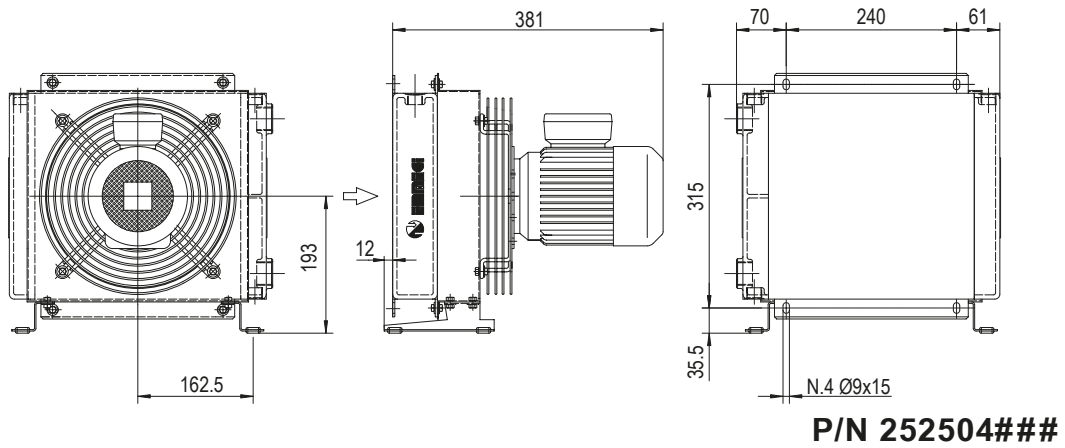
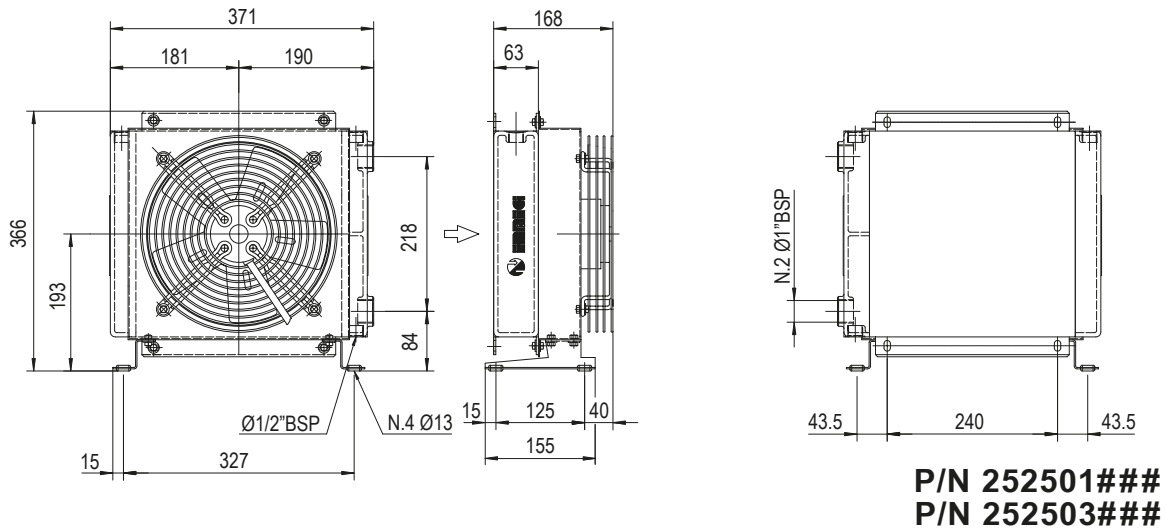
Fattore di correzione-F-(perdite di carico) Correction factor-F-(Pressure drop)

cst	10	15	20	30	40	50	60	80	100	200	300
F	0,5	0,65	0,77	1	1,2	1,4	1,6	1,9	2,1	3,3	4,3



MG AIR

MG 2024K 2PASS



Le dimensioni di ingombro e le caratteristiche tecniche non sono impegnative
Over-all dimensions and technical characteristic are not binding

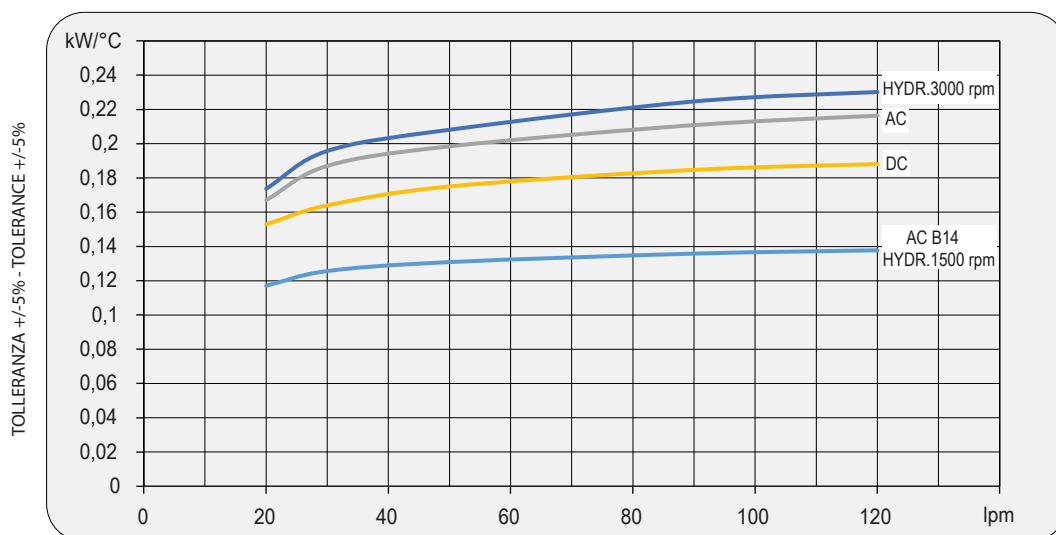


Dati tecnici Technical Data

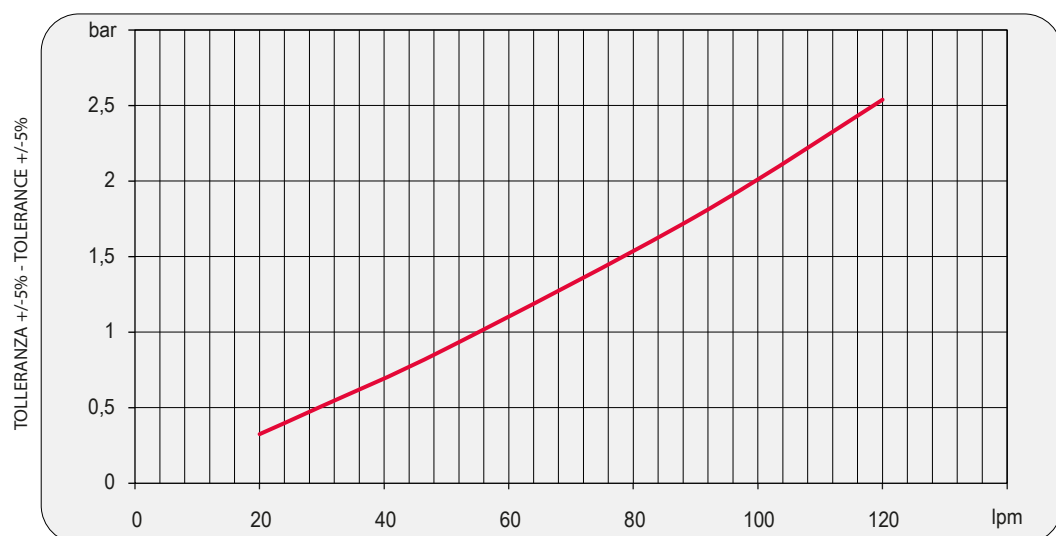
P/N	V	Hz	kW(±10%)	A(±10%)	rpm	Ø Fan	dB (A)	(m³/ h)	IP	lt	Kg
252501###	230 AC	50/60	0,115/0,150	0,51/0,66	2450/2600	250	72	1350	44	1	11
252503###	230-400 AC	50	0,068	0,33-0,17	2600	250	72	1300	44	1	11
	230-400 AC	60	0,07	0,23-0,13	2900						
252504###	230-400 B14	50	0,25	1,7- 1	1350	250	64	1000	55	1	16
	230-400 B14	60	0,29	1,7- 1	1620						
252512###	12 DC	/	0,09	7,5	2710	280	72	950	68	1	10
252524###	24 DC	/	0,10	4,3	2765	280	74	1030	68	1	10
252556###	Prepared for Gr.2 hydraulic motor					250			/	1	10

Contattare EMMEGI Contact EMMEGI

Diagramma rendimento Performance diagram



Perdite di carico Pressure drop (ISO VG 32)



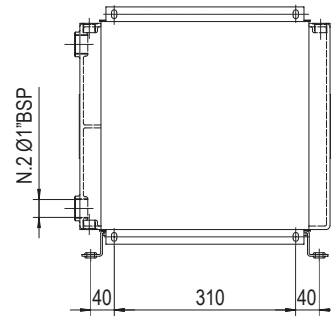
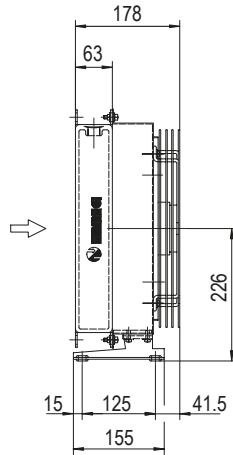
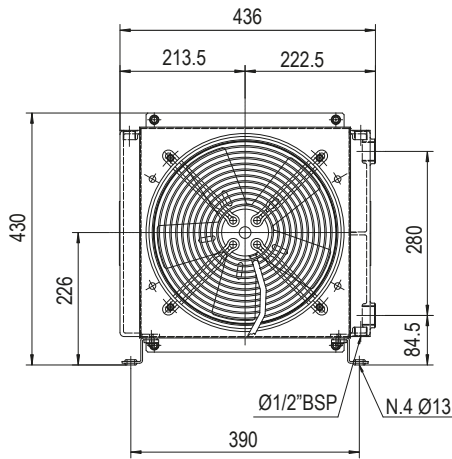
Fattore di correzione-F-(perdite di carico) Correction factor-F-(Pressure drop)

cst	10	15	20	30	40	50	60	80	100	200	300
F	0,5	0,65	0,77	1	1,2	1,4	1,6	1,9	2,1	3,3	4,3

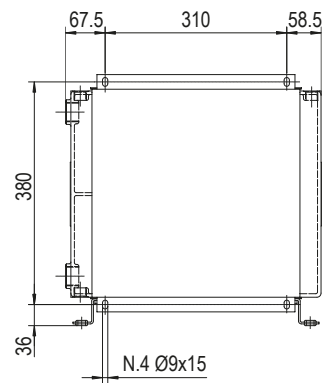
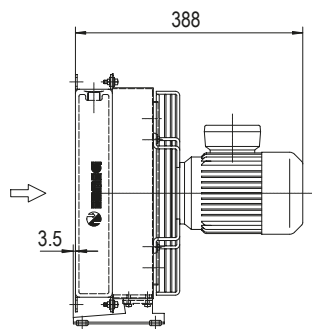
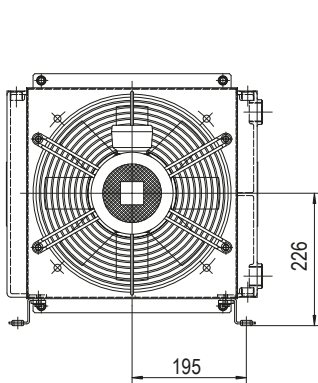


MG AIR

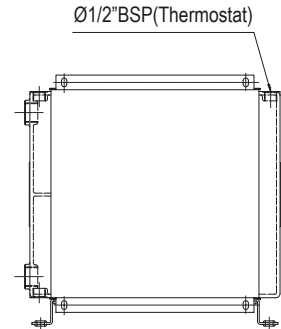
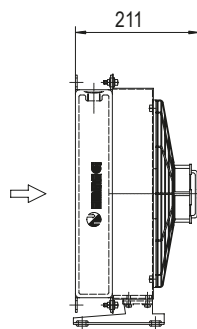
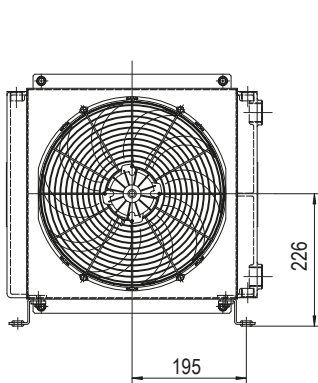
MG 2030K 2PASS



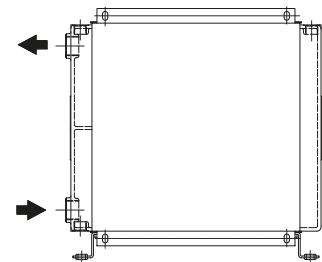
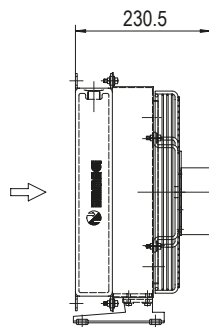
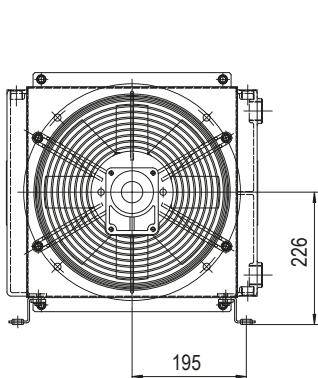
P/N 253101###
P/N 253103###



P/N 253104###



P/N 253112###
P/N 253124###



P/N 253156###

Le dimensioni di ingombro e le caratteristiche tecniche non sono impegnative
Over-all dimensions and technical characteristic are not binding

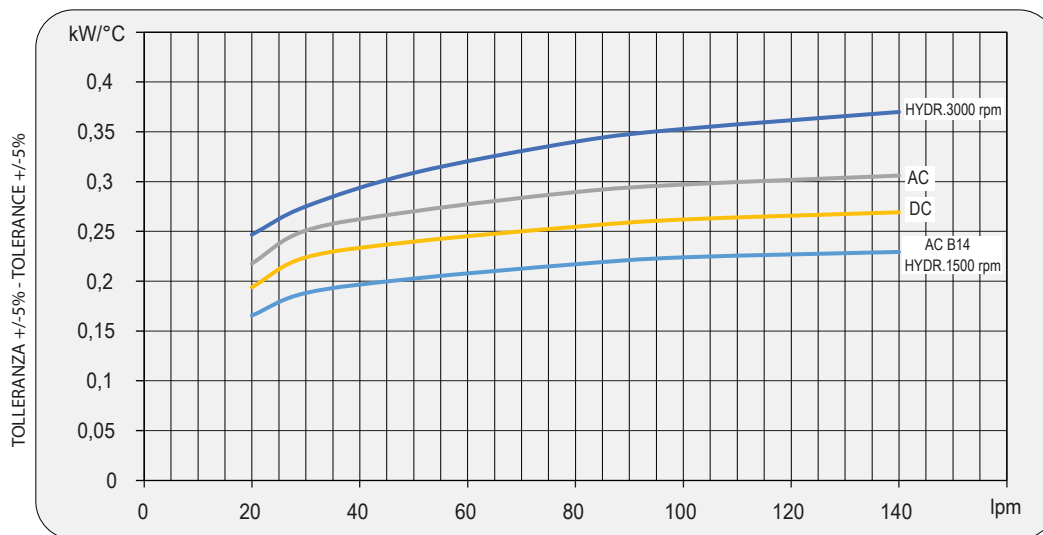


Dati tecnici Technical Data

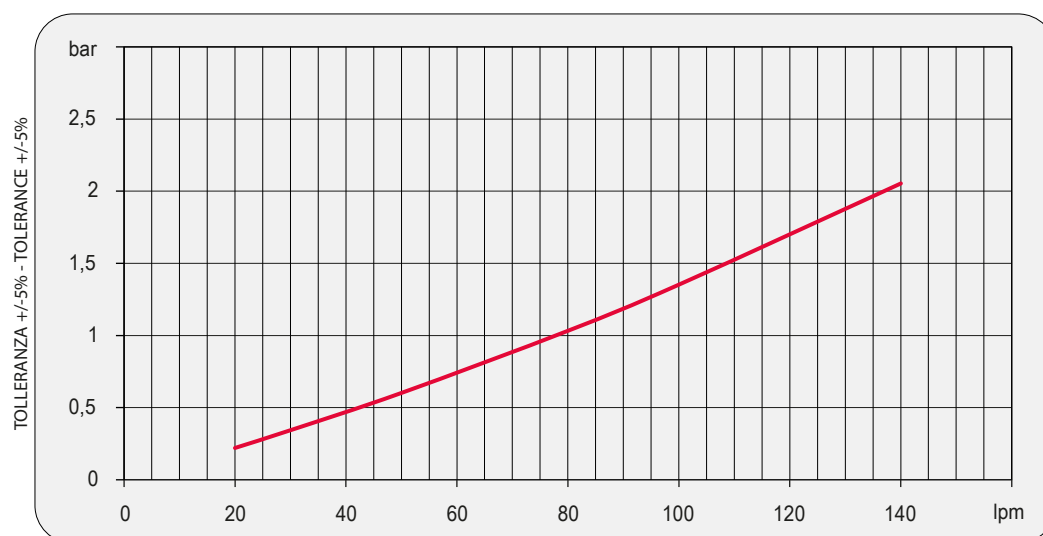
P/N	V	Hz	kW(±10%)	A(±10%)	rpm	Ø Fan	dB (A)	(m³/ h)	IP	It	Kg
253101###	230 AC	50/60	0,23/0,35	1,1/1,55	2700/3000	300	78	2220	44	1,6	15
253103###	230-400 AC	50	0,21	0,62-0,36	2580	300	76	2500	44	1,6	15
	230-400 AC	60	0,30	0,84-0,48	2750						
253104###	230-400 B14	50	0,37	2,1- 1,1	1370	300	70	1850	55	1,6	20
	230-400 B14	60	0,43	2,1- 1,1	1650						
253112###	12 DC	/	0,16	13,3	2660	305	80	1675	68	1,6	14
253124###	24 DC	/	0,18	7,4	2870	305	83	1880	68	1,6	14
253156###	Prepared for Gr.2 hydraulic motor					300			/	1,6	15

Contattare EMMEGI Contact EMMEGI

Diagramma rendimento Performance diagram



Perdite di carico Pressure drop (ISO VG 32)



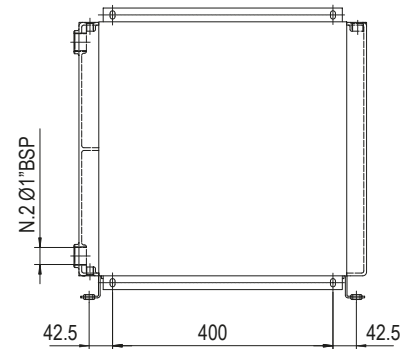
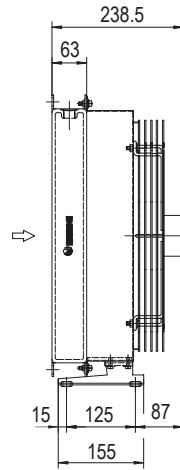
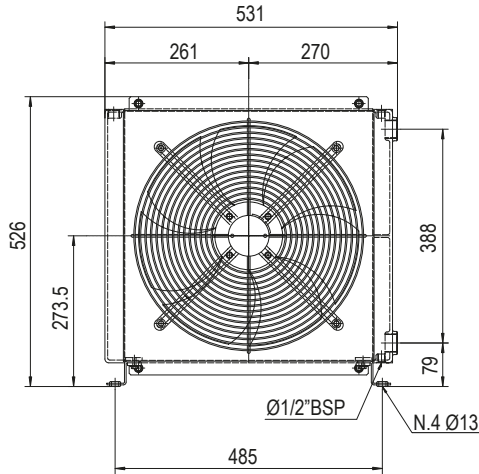
Fattore di correzione-F-(perdite di carico) Correction factor-F-(Pressure drop)

cst	10	15	20	30	40	50	60	80	100	200	300
F	0,5	0,65	0,77	1	1,2	1,4	1,6	1,9	2,1	3,3	4,3

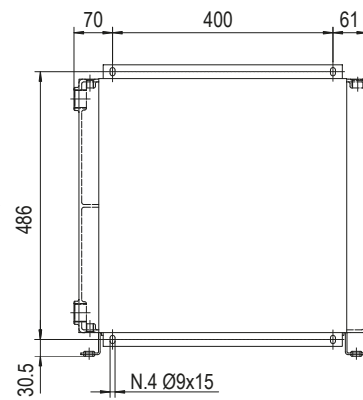
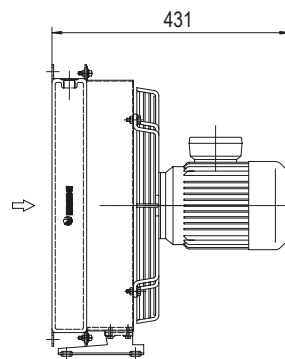
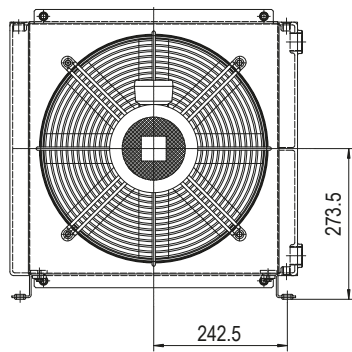


MG AIR

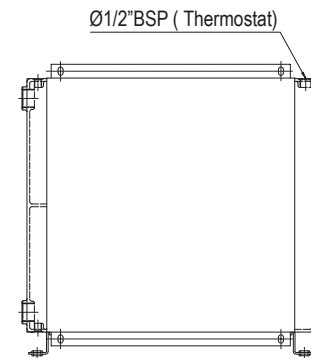
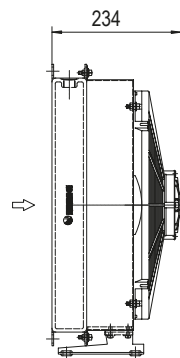
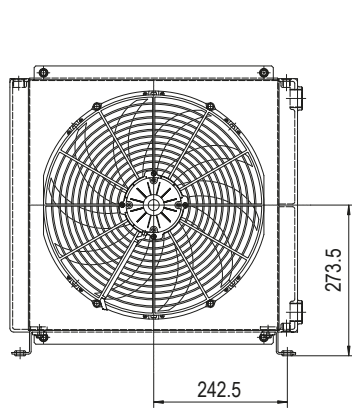
MG 2040K 2PASS



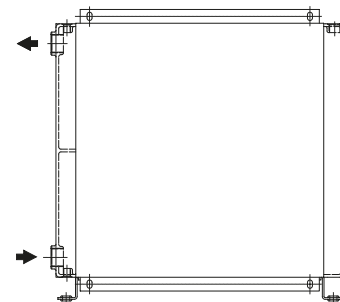
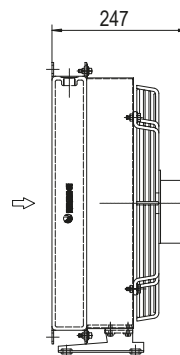
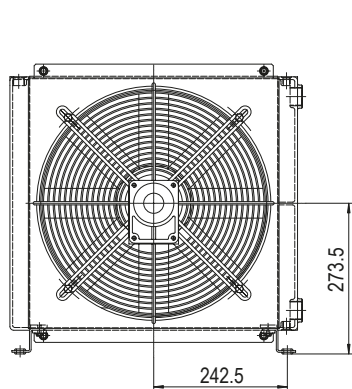
P/N 254101###
P/N 254103###



P/N 254104###



P/N 254112###
P/N 254124###



P/N 254156###

Le dimensioni di ingombro e le caratteristiche tecniche non sono impegnative
Over-all dimensions and technical characteristic are not binding

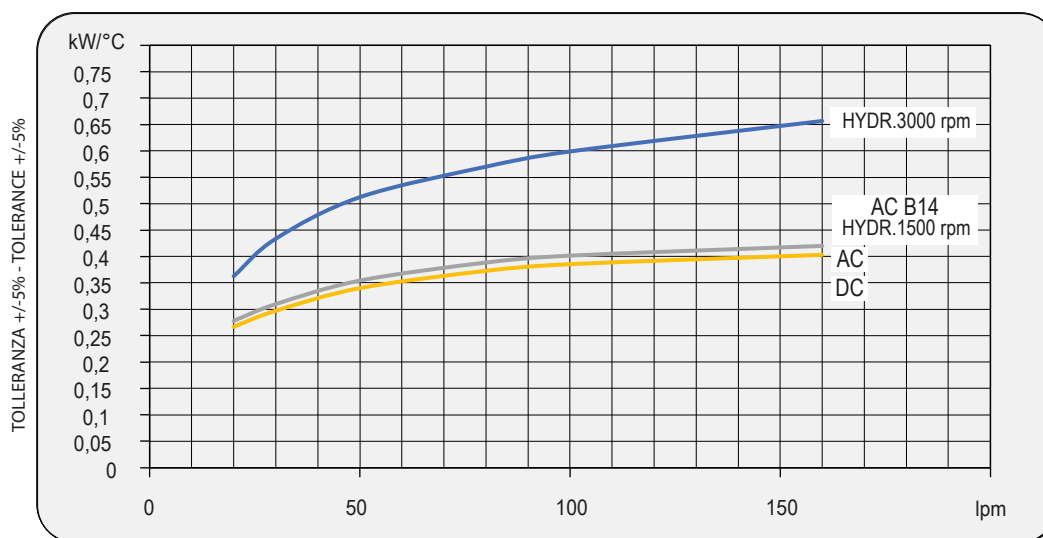


Dati tecnici Technical Data

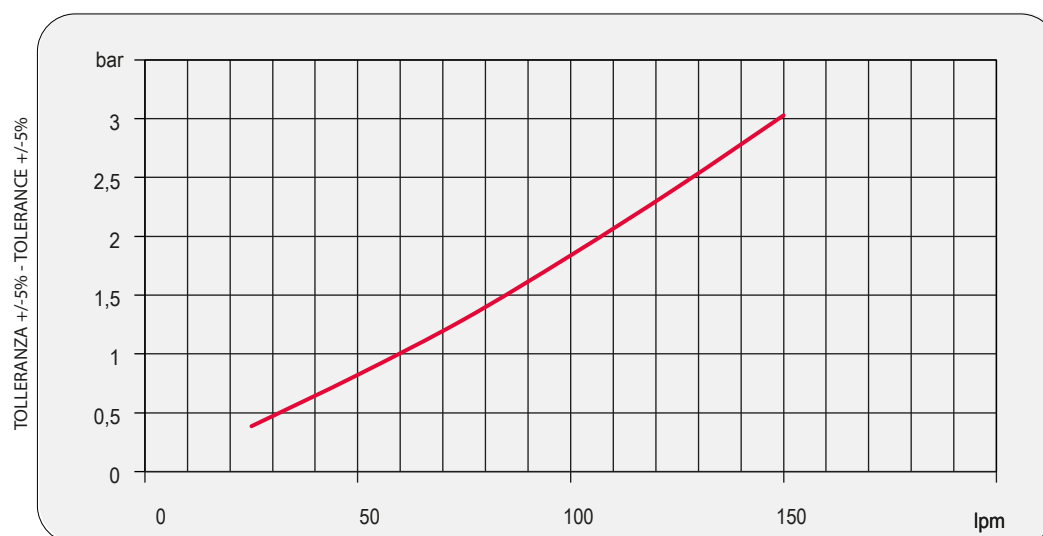
P/N	V	Hz	kW(±10%)	A(±10%)	rpm	Ø Fan	dB (A)	(m³/ h)	IP	It	Kg
254101###	230 AC	50/60	0,16/0,24	0,73-1,06	1430/1700	400	71	3200	54	2,7	21
254103###	230-400 AC	50	0,135	0,76-0,44	1450	400	71	3200	54	2,7	21
	230-400 AC	60	0,185	0,68-0,39	1690						
254104###	230-400 B14	50	0,55	2,9- 1,7	1320	400	77	3740	55	2,7	25
	230-400 B14	60	0,63	2,9- 1,7	1690						
254112###	12 DC	/	0,22	19,2	2310	385	76	2770	68	2,7	20
254124###	24 DC	/	0,23	9,3	2380	385	79	2910	68	2,7	20
254156###	Prepared for Gr.2 hydraulic motor					400			/	2,7	19

Contattare EMMEGI Contact EMMEGI

Diagramma rendimento Performance diagram



Perdite di carico Pressure drop (ISO VG 32)



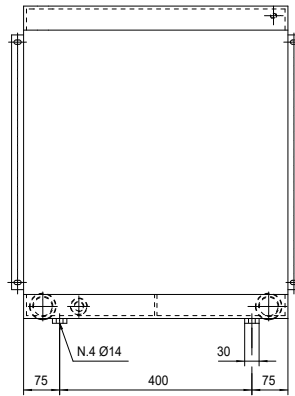
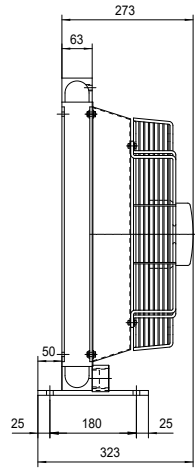
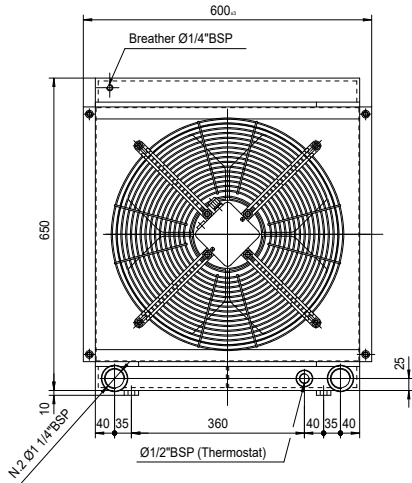
Fattore di correzione-F-(perdite di carico) Correction factor-F-(Pressure drop)

cst	10	15	20	30	40	50	60	80	100	200	300
F	0,5	0,65	0,77	1	1,2	1,4	1,6	1,9	2,1	3,3	4,3

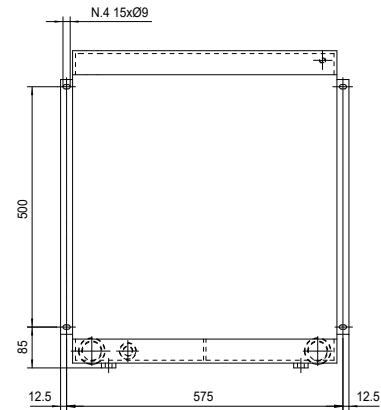
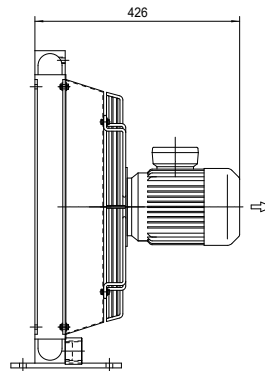
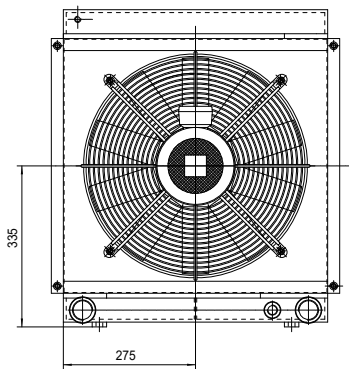


MG AIR

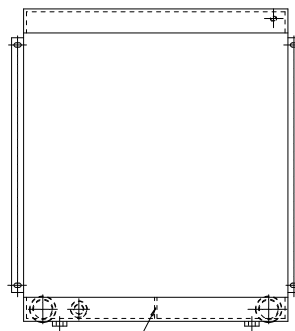
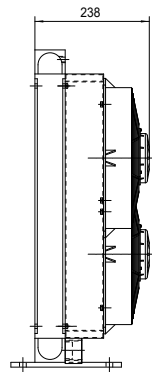
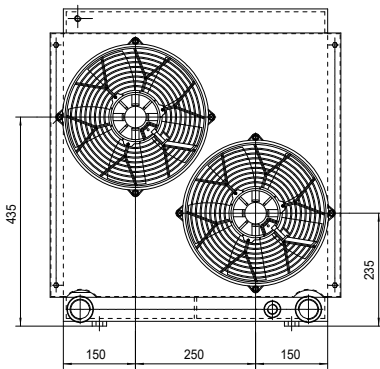
MG 2050K 2PASS



P/N 2G7003###

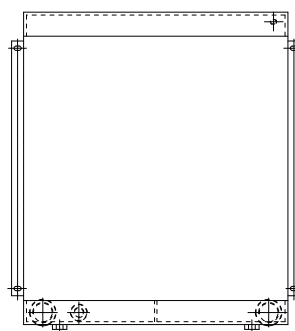
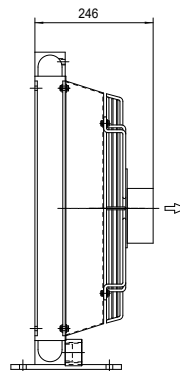
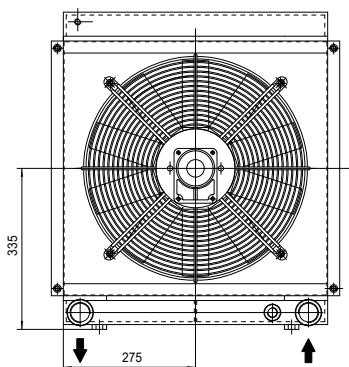


P/N 2G7004###



Setto di separazione
Flow separator

P/N 2G7012###
P/N 2G7024###



P/N 2G7056###

Le dimensioni di ingombro e le caratteristiche tecniche non sono impegnative
Over-all dimensions and technical characteristic are not binding

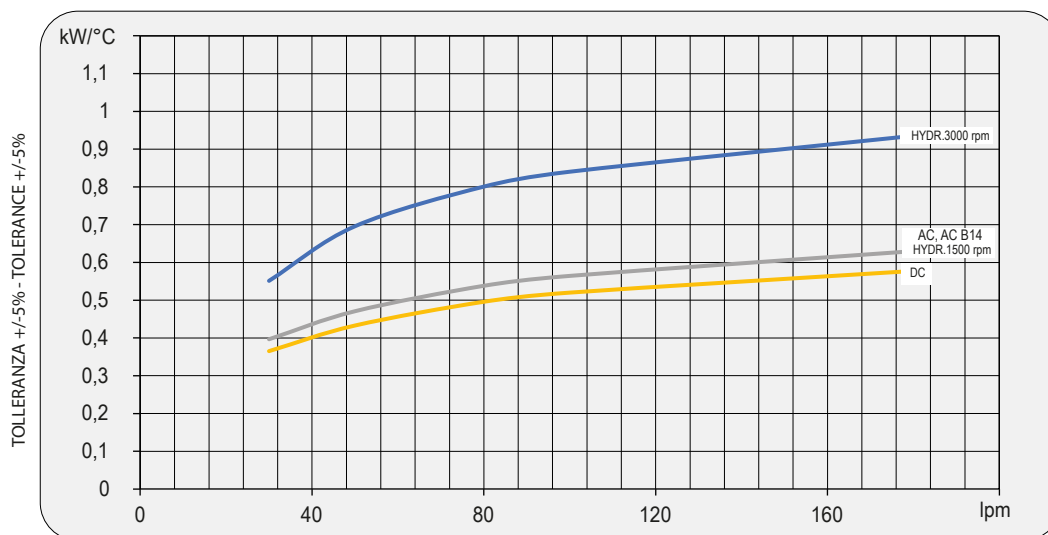


Dati tecnici Technical Data

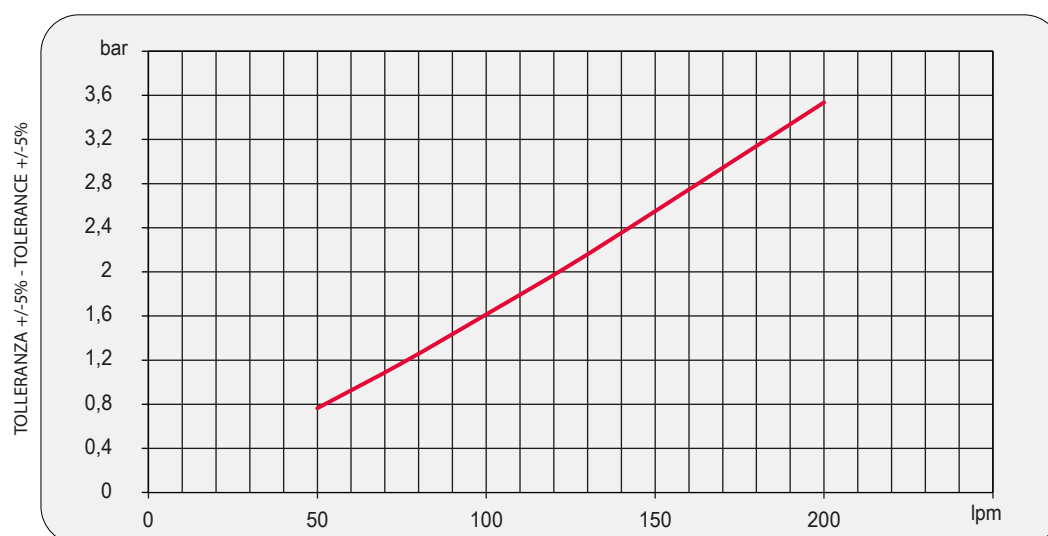
P/N	V	Hz	kW(±10%)	A(±10%)	rpm	Ø Fan	dB (A)	(m³/ h)	IP	It	Kg
2G7003###	230-400 AC	50	0,52	1,9 - 1,1	1450	450	76	5000	54	5	27
	230-400 AC	60	0,66		1690						
2G7004###	230-400 AC	50	0,75	3,0-1,7	1440	450	79	5200	55	5	30
	230-400 AC	60	0,86		1750						
2G7012###	12 DC	/	0,13 (2x)	11,0 (2x)	2340	280	76	1720(2x)	68	5	24
2G7024###	24 DC	/	0,15 (2x)	6,2 (2x)	2600	280	79	1750(2x)	68	5	24
2G7056###	Prepared for Gr.2 hydraulic motor				☎	450	☎	☎	/	5	23

☎ Contattare EMMEGI Contact EMMEGI

Diagramma rendimento Performance diagram



Perdite di carico Pressure drop (ISO VG 32)



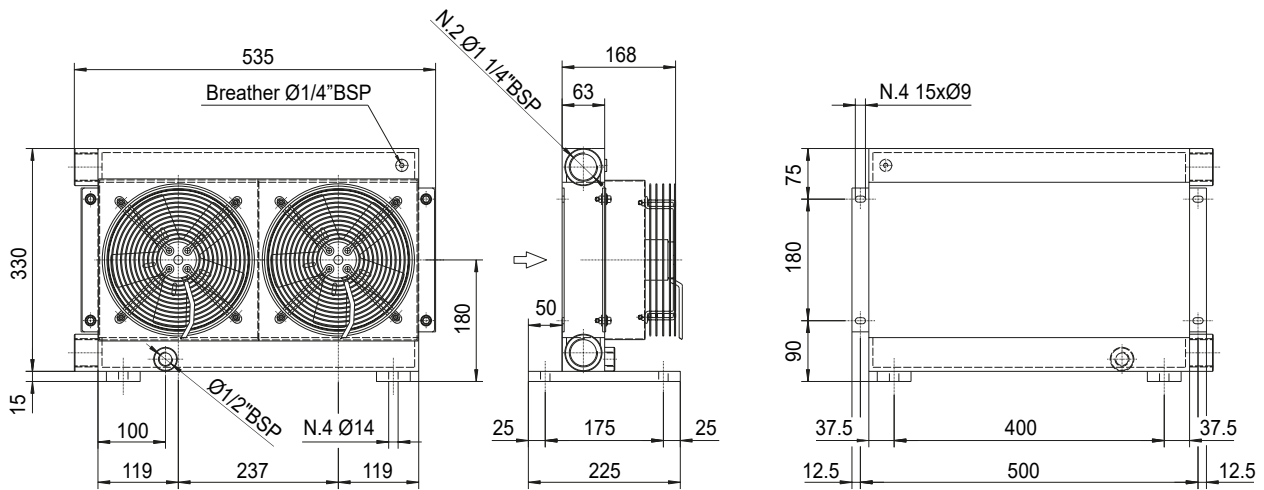
Fattore di correzione-F-(perdite di carico) Correction factor-F-(Pressure drop)

cst	10	15	20	30	40	50	60	80	100	200	300
F	0,5	0,65	0,77	1	1,2	1,4	1,6	1,9	2,1	3,3	4,3

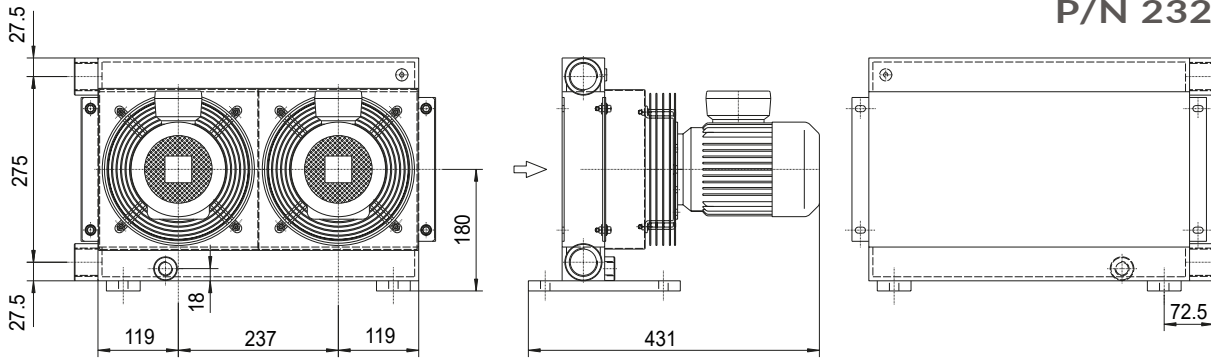


MG AIR

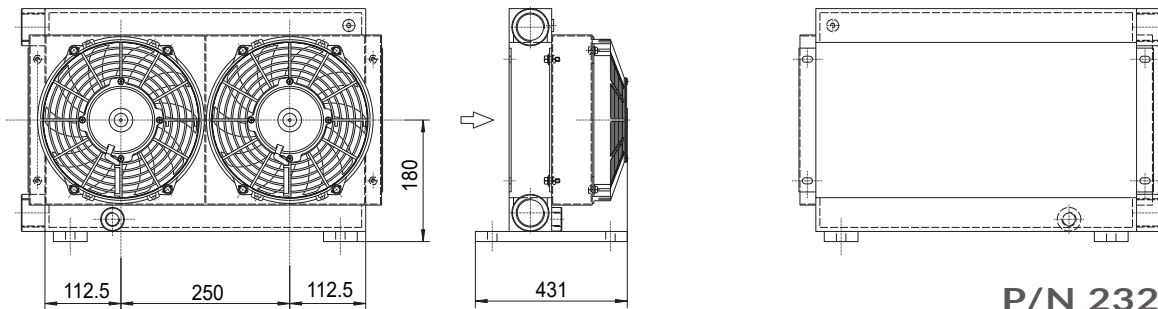
MG 2020K 2KS



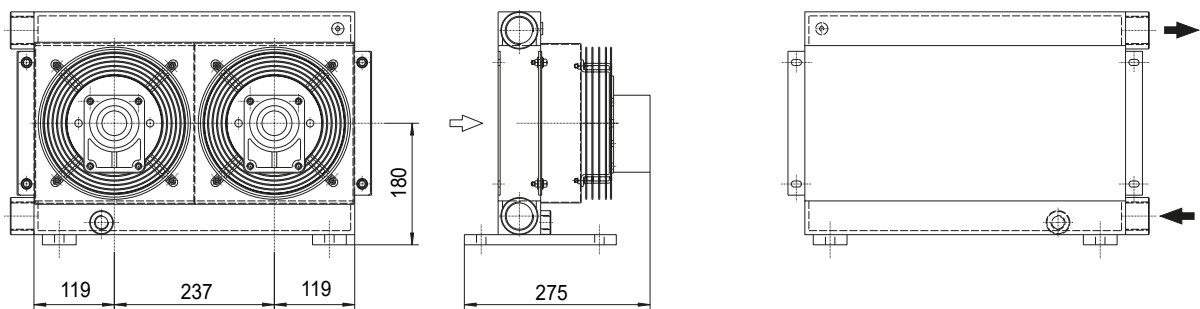
P/N 232103###
P/N 232101###



P/N 232104###



P/N 232112###
P/N 232124###



P/N 232156###

Le dimensioni di ingombro e le caratteristiche tecniche non sono impegnative
Over-all dimensions and technical characteristic are not binding

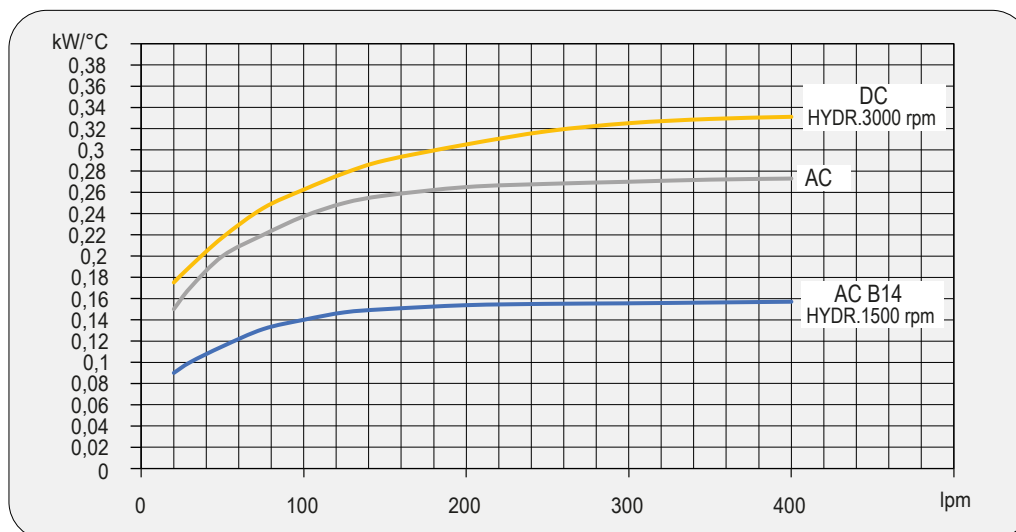


Dati tecnici Technical Data

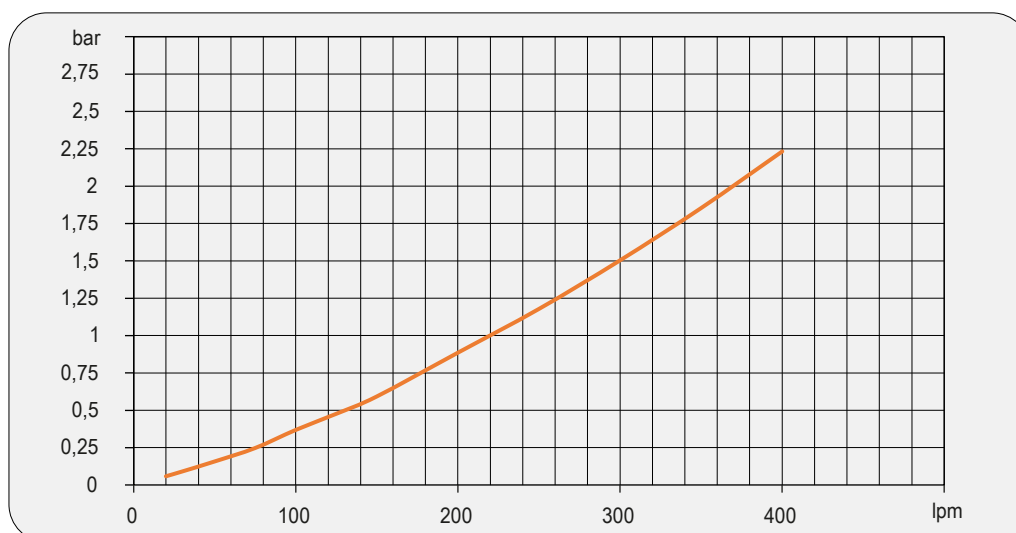
P/N	V	Hz	kW(±10%)	A(±10%)	rpm	Ø Fan	dB (A)	(m³/ h)	IP	lt	Kg
232101###	230 AC	50/60	0,050/0,061	0,24/0,28	2740/3120	200	68	675	44	1,4	17
232103###	230-400 AC	50	0,068	0,29-0,17	2500	200	68	645	44	1,4	17
	230-400 AC	60	0,070	0,23-0,13	2650						
232104###	230-400 AC	50	0,25	1,7- 1	1350	200	64	390	55	1,4	23
	230-400 AC	60	0,29	1,7- 1	1620						
232112###	12 DC	/	0,08	6,4	2770	225	72	720	68	1,4	15
232124###	24 DC	/	0,09	3,9	2900	225	72	750	68	1,4	15
232156###	Prepared for Gr.2 hydraulic motor					200			/	1,4	14

Contattare EMMEGI Contact EMMEGI

Diagramma rendimento Performance diagram



Perdite di carico Pressure drop (ISO VG 32)



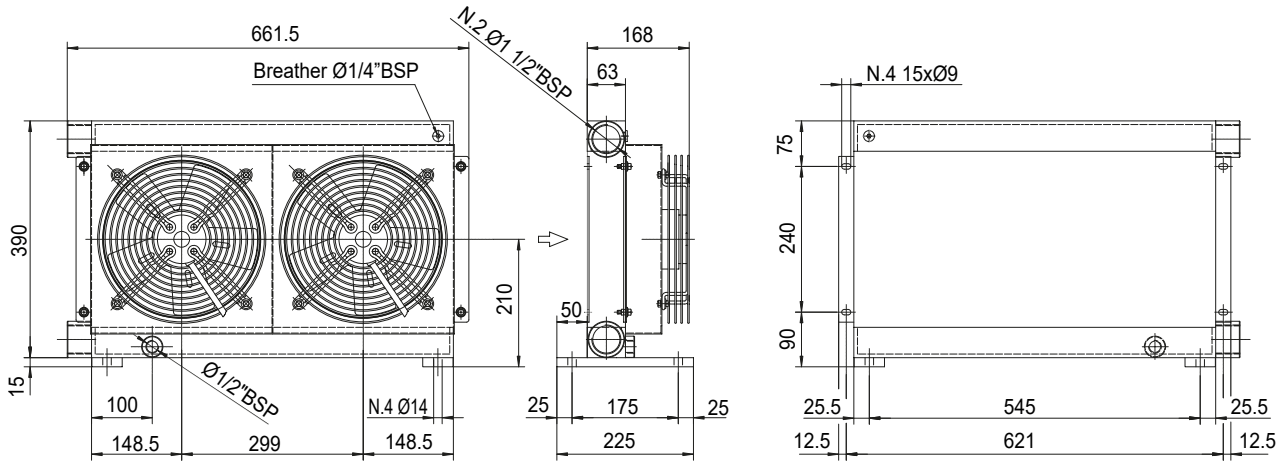
Fattore di correzione-F-(perdite di carico) Correction factor-F-(Pressure drop)

cst	10	15	20	30	40	50	60	80	100	200	300
F	0,5	0,65	0,77	1	1,2	1,4	1,6	1,9	2,1	3,3	4,3

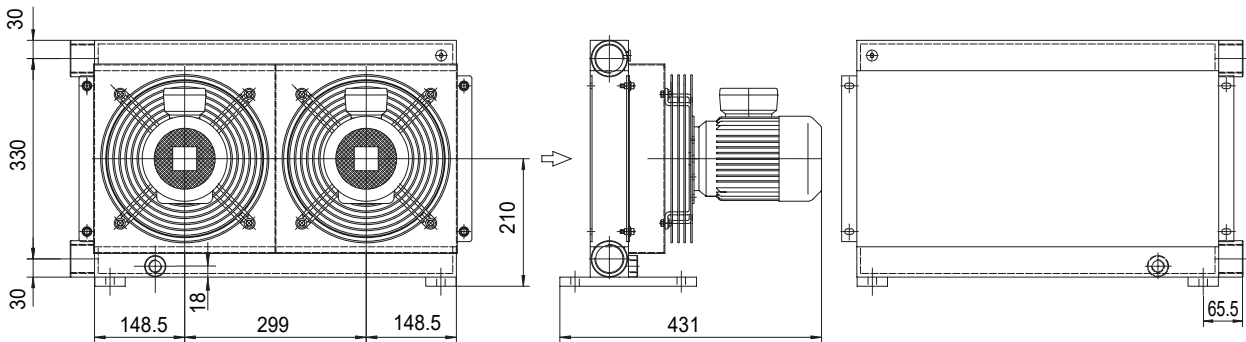


MG AIR

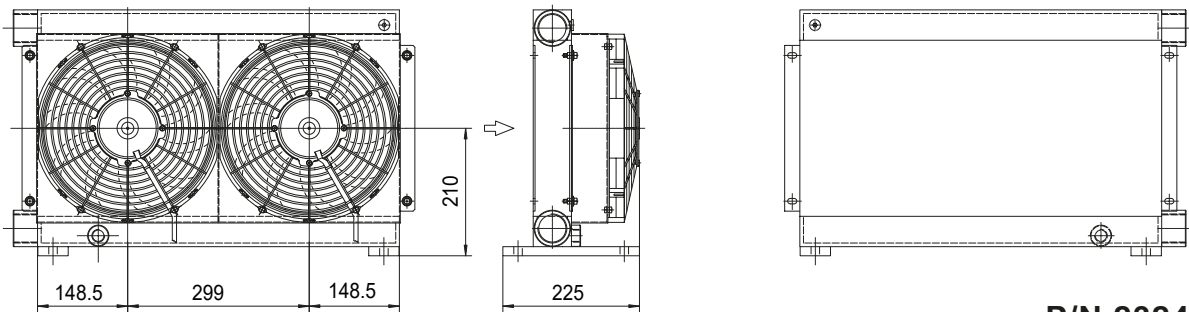
MG 2024K 2KS



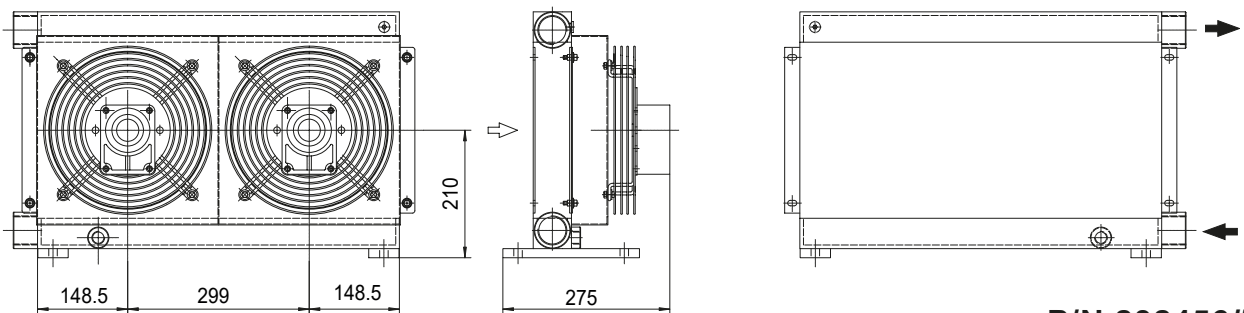
P/N 232401###
P/N 232403###



P/N 232404###



P/N 232412###
P/N 232424###



P/N 232456###

Le dimensioni di ingombro e le caratteristiche tecniche non sono impegnative
Over-all dimensions and technical characteristic are not binding

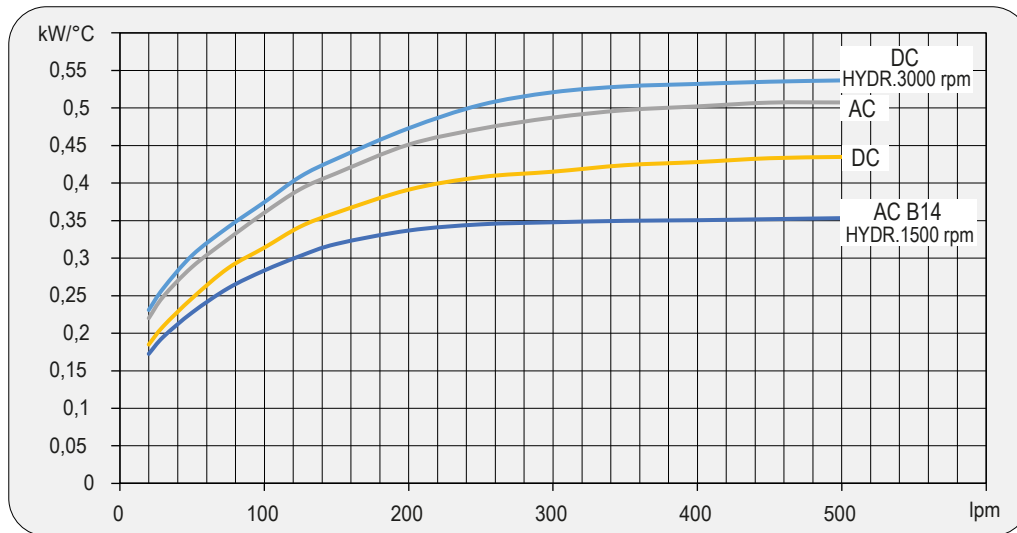


Dati tecnici Technical Data

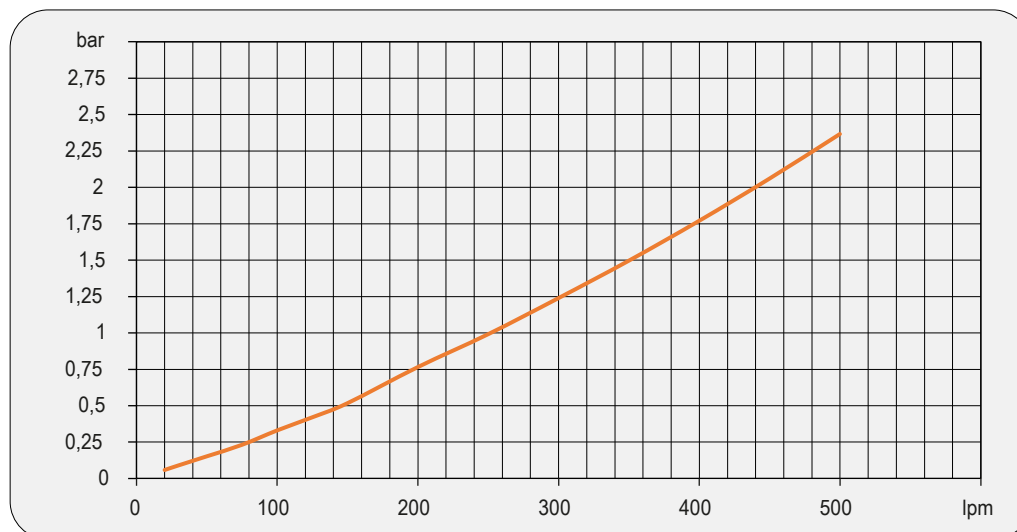
P/N	V	Hz	kW(±10%)	A(±10%)	rpm	Ø Fan	dB (A)	(m³/ h)	IP	It	Kg
232401###	230 AC	50/60	0,115/0,150	0,51/0,66	2450/2600	250	72	1350	44	2	23
232403###	230-400 AC	50	0,105	0,33-0,19	2600	250	72	1300	44	2	23
	230-400 AC	60	0,145	0,39-0,23	2900						
232404###	230-400 AC	50	0,25	1,7- 1	1350	250	64	1000	55	2	34
	230-400 AC	60	0,29	1,7- 1	1620						
232412###	12 DC	/	0,09	7,5	2710	280	72	950	68	2	21
232424###	24 DC	/	0,10	4,3	2765	280	74	1030	68	2	21
232456###	Prepared for Gr.2 hydraulic motor					250			/	2	20

Contattare EMMEGI Contact EMMEGI

Diagramma rendimento Performance diagram



Perdite di carico Pressure drop (ISO VG 32)



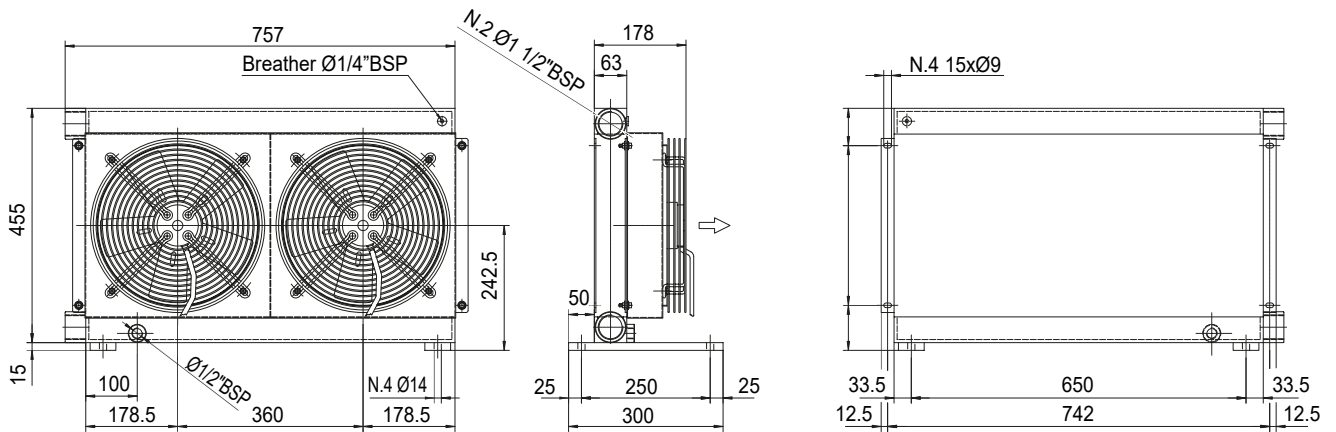
Fattore di correzione-F-(perdite di carico) Correction factor-F-(Pressure drop)

cst	10	15	20	30	40	50	60	80	100	200	300
F	0,5	0,65	0,77	1	1,2	1,4	1,6	1,9	2,1	3,3	4,3

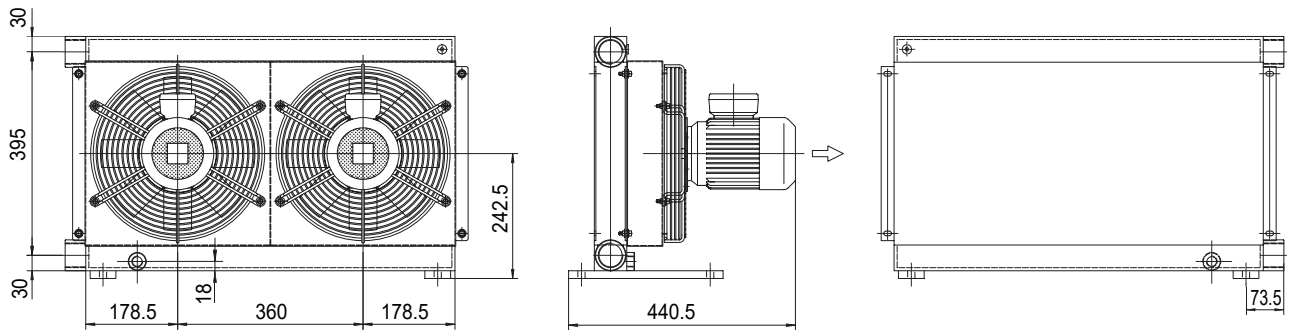


MG AIR

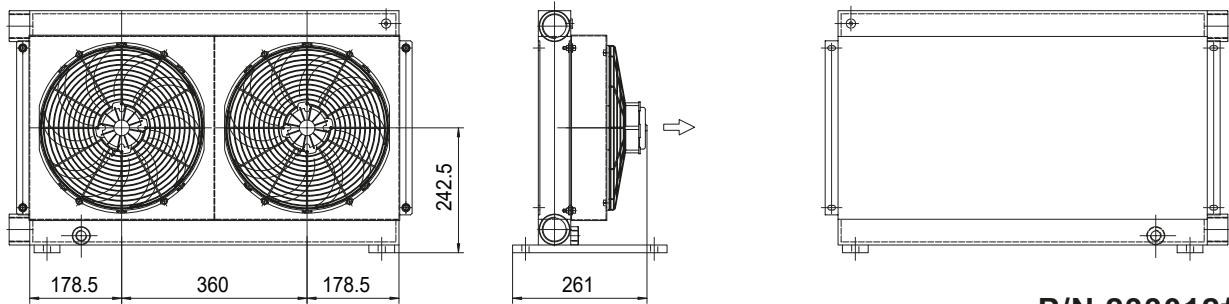
MG 2030K 2KS



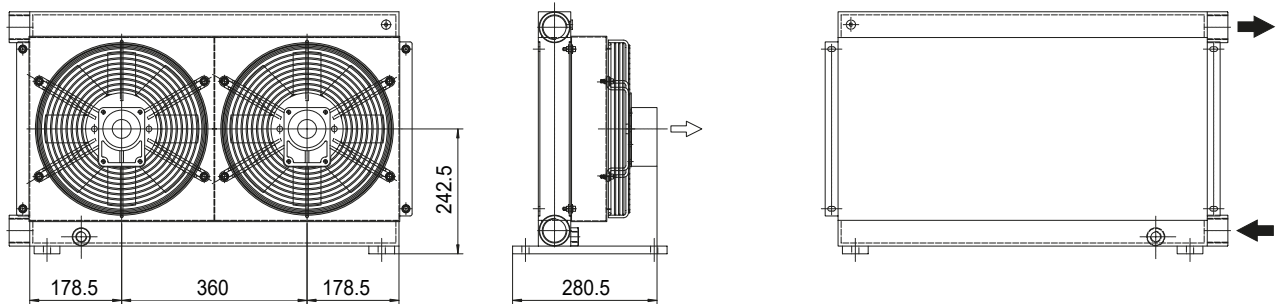
P/N 233001###
P/N 232403###



P/N 233004###



P/N 233012###
P/N 233024###



P/N 233056###

Le dimensioni di ingombro e le caratteristiche tecniche non sono impegnative
Over-all dimensions and technical characteristic are not binding

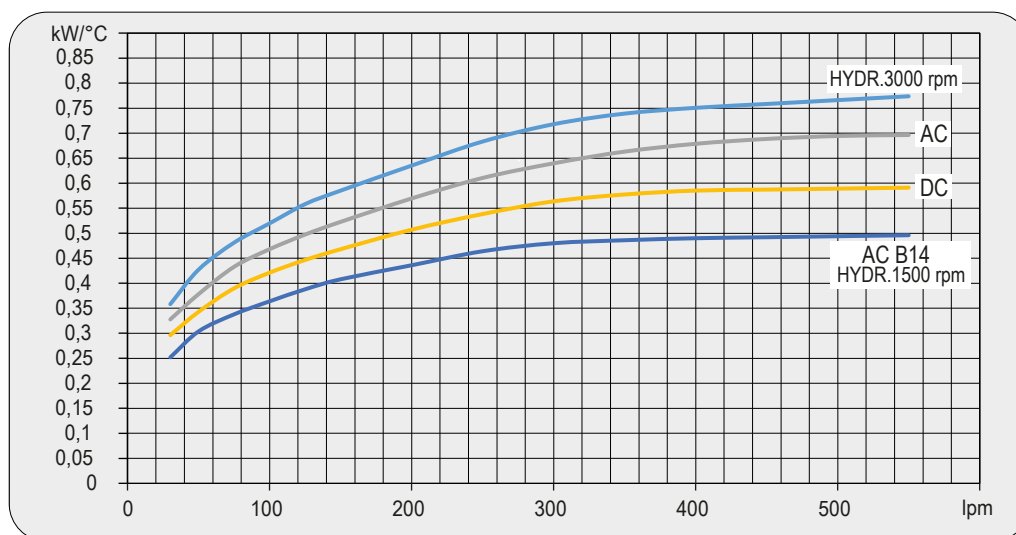


Dati tecnici Technical Data

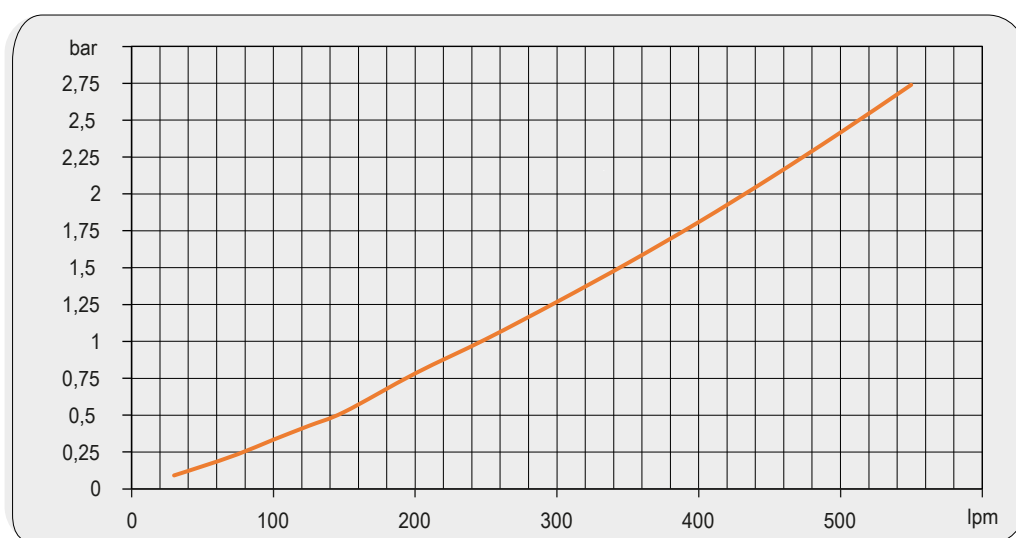
P/N	V	Hz	kW(±10%)	A(±10%)	rpm	Ø Fan	dB (A)	(m³/ h)	IP	lt	Kg
233001###	230 AC	50/60	0,23/0,35	1,1/1,55	2700/3000	300	78	2220	44	3,2	31
233003###	230-400 AC	50	0,21	0,62-0,36	2580	300	76	2500	44	3,2	31
	230-400 AC	60	0,30	0,84-0,48	2750						
233004###	230-400 AC	50	0,37	2,1- 1,1	1370	300	70	1850	55	3,2	42
	230-400 AC	60	0,43	2,1- 1,1	1650						
233012###	12 DC	/	0,16	13,3	2660	305	80	1675	68	3,2	29
233024###	24 DC	/	0,18	7,4	2870	305	83	1880	68	3,2	29
233056###	Prepared for Gr.2 hydraulic motor					300			/	3,2	30

Contattare EMMEGI Contact EMMEGI

Diagramma rendimento Performance diagram



Perdite di carico Pressure drop (ISO VG 32)



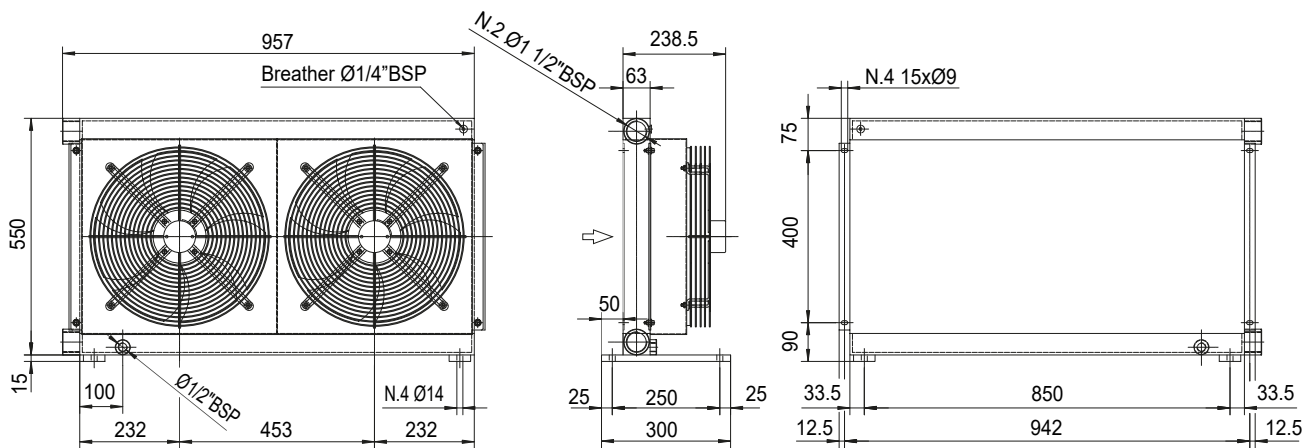
Fattore di correzione-F-(perdite di carico) Correction factor-F-(Pressure drop)

cst	10	15	20	30	40	50	60	80	100	200	300
F	0,5	0,65	0,77	1	1,2	1,4	1,6	1,9	2,1	3,3	4,3

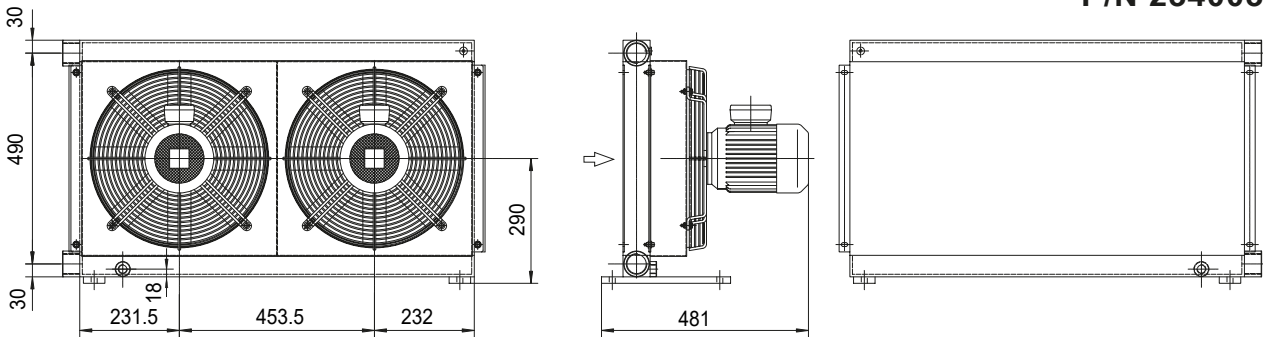


MG AIR

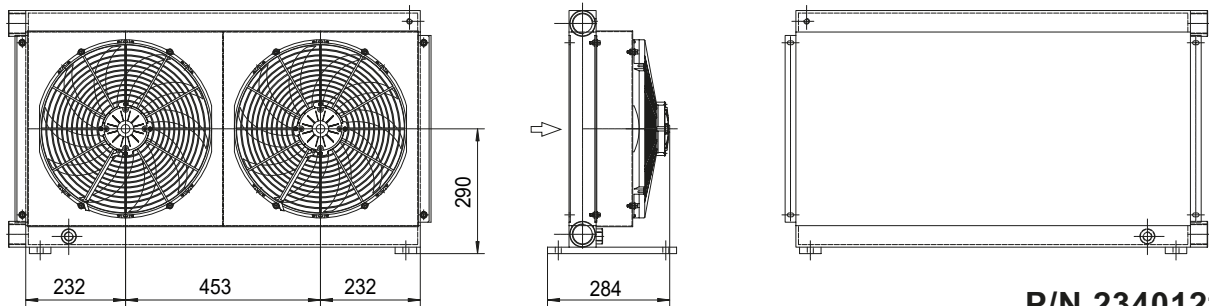
MG 2040K 2KS



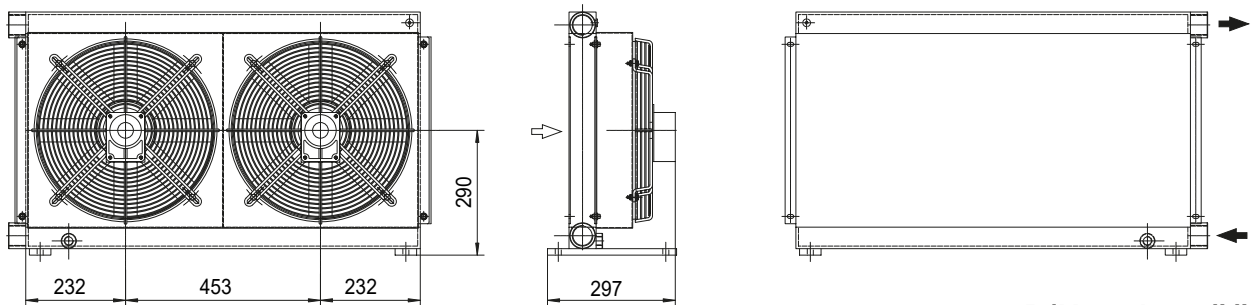
P/N 234001###
P/N 234003###



P/N 234004###



P/N 234012###
P/N 234024###



P/N 234056###

Le dimensioni di ingombro e le caratteristiche tecniche non sono impegnative
Over-all dimensions and technical characteristic are not binding

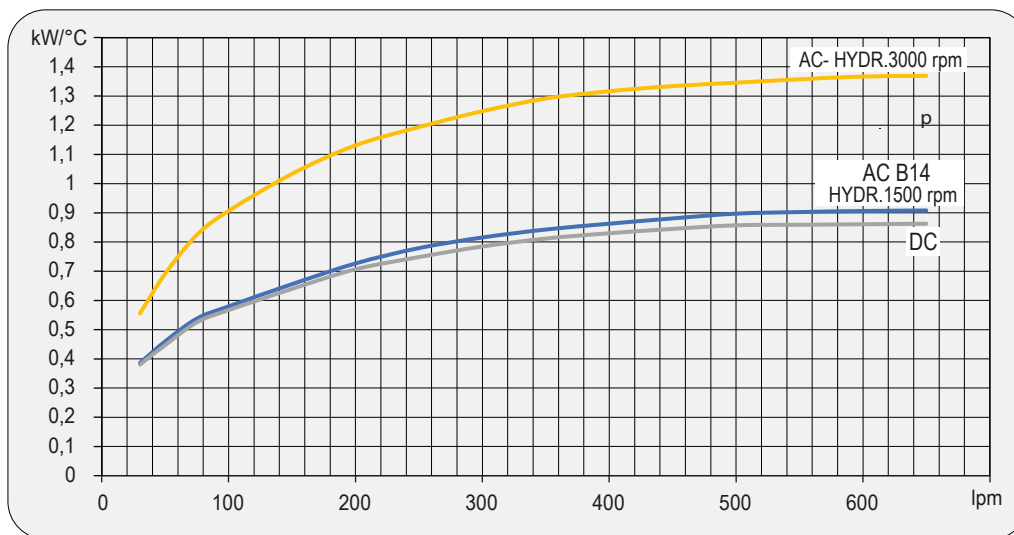


Dati tecnici Technical Data

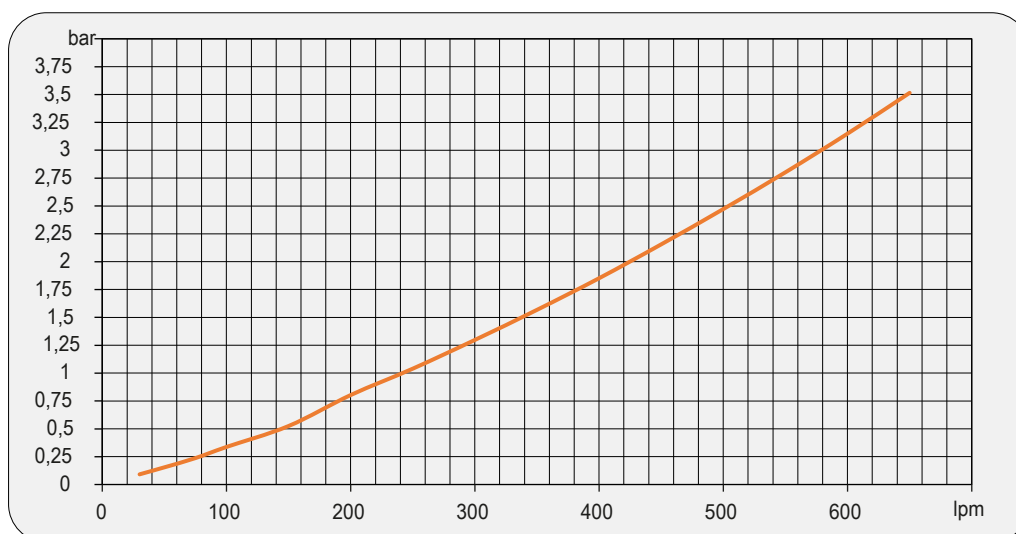
P/N	V	Hz	kW(±10%)	A(±10%)	rpm	Ø Fan	dB (A)	(m³/ h)	IP	It	Kg
234001###	230 AC	50	0,16/0,24	0,73/1,06	1430/1700	400	71	3200	54	5,4	42
234003###	230-400 AC	50	0,135	0,76-0,44	1450	400	71	3200	54	5,4	42
	230-400 AC	60	0,185	0,68-0,39	1690						
234004###	230-400 AC	50	0,55	2,9- 1,7	1320	400	77	3740	55	5,4	50
	230-400 AC	60	0,63	2,9- 1,7	1690						
234012###	12 DC	/	0,22	19,2	2310	385	76	2770	68	5,4	41
234024###	24 DC	/	0,23	9,3	2380	385	79	2910	68	5,4	41
234056###	Prepared for Gr.2 hydraulic motor					400			/	5,4	39

Contattare EMMEGI Contact EMMEGI

Diagramma rendimento Performance diagram



Perdite di carico Pressure drop (ISO VG 32)



Fattore di correzione-F-(perdite di carico) Correction factor-F-(Pressure drop)

cst	10	15	20	30	40	50	60	80	100	200	300
F	0,5	0,65	0,77	1	1,2	1,4	1,6	1,9	2,1	3,3	4,3

